




MAUCOUR - FRANCE
Hélices & lignes d'arbres



2015 - MAUCOUR FRANCE

CATALOG

YOUR MARINE PROPULSION SPECIALIST **SINCE 1868**
PROPELLERS & STERNGEARS - MARINE ENGINEERING



MAUCOUR - FRANCE

Hélices & lignes d'arbres

Specialized since 1868, MAUCOUR FRANCE gain many years of experience in manufacturing propellers and stern-gear equipments



DESIGN AND MANUFACTURE OF:

- ➔ Propellers
- ➔ Shafts, sterntubes, couplings
- ➔ Glass-in or platform P'Brackets
- ➔ Seals, water lubricated bearings
- ➔ Rudders...

PROPOSE AS WELL

- ➔ CP Propellers
- ➔ Feathering and folding propellers
- ➔ Steering systems
- ➔ Castoldi Hydrojets
- ➔ French Wärtsilä Distributor
- ➔ Anods....



Our manufacturing facilities include CNC machines, for producing serial products.

Propellers are polished and dynamically balanced.

Maucour offer propeller repair facilities:

- ➔ REPAIRING
- ➔ PITCH MODIFICATION
- ➔ CONTROLING, BALANCING



Many french or overseas shipyards trust in MAUCOUR for supplying complete sterngears : water or oil lubricated.

LEISURE

➔ Bénéteau, Jeanneau, Brunswick, Ocqueteau, Catana, Allures Yachting, ..



PROFESSIONAL

➔ Allais, Allutech, CNB , Chantier Naval Delavergne, H2X, Océa, Merré, NSI, Piriou, Sibiril, Socarenam, STX France, Transmetal industries, Ufast...



MAUCOUR FRANCE propose as well the «aftersale» and supply the spares of the famous english builders: Princess, Fairline, Sunseeker, Sealine, etc...

MAUCOUR FRANCE MANUFACTURES “CUSTOM-MADE” PRODUCTS



Customers can rely upon MAUCOUR to give an all round service and good quality products. We can design to comply with the rules and requirements of classification societies(Bureau Veritas, SIAR, Lloyds, Rina, etc...)



BUREAU
VERITAS



Germanischer Lloyd



SUMMARY

PROPELLERS

Standard Propellers	p. 5	Controlable Pitch Propellers	p. 16
Custom & Kaplan Propellers	p. 11	Feathering Propellers Variprop	p. 18
Propellers repairing Service	p. 12	Feathering Propellers Variprofile	p. 21
Sail Drive Aluminium Propellers	p. 13	Folding Propellers Varifold	p. 23
Propeller Accessories	p. 14	Outboard Propellers	p. 25
Nozzles	p. 15	Aluminium Volvo Propellers	p. 43

STERNGEAR

Propeller Shafts	p. 44	Caoutchouc Seals	p. 75
Propeller Shaftss Accessories	p. 48	Hydraulic TS Seals	p. 76
Standard Cutless Bearings	p. 50	Rigid Glands	p. 77
Specific Bearings	p. 54	Clamp Couplings	p. 78
Sterntube / Hull Tube	p. 55	Tapered Couplings	p. 79
Water Lubricated Sterngears	p. 57	Flexible Couplings Vibraless	p. 80
Oil Lubricated Sterngears.	p. 58	Flexible Couplings Isoflex	p. 81
ERCEM Seals	p. 60	Centaflex Couplings	p. 84
ERCEM GV Seals	p. 60/66	Aquadrive	p. 85
GTX Seals	p. 68	Engine Mounts Aquadrive.	p. 89
Flexible Glands	p. 69	Engine Mounts Isoflex.	p. 90
SureSeal Tides	p. 70	MAUCOUR Thrust/Cooper Bearings	p. 93

WÄRTSILÄ

Sternguard Seals	p. 94	Deep Sea Seal Manecraft	p. 99
Enviroguard Seals	p. 95	Hydraulic Couplings	p. 101
Floodguard Seals.	p. 96	Hydraulic Nuts/Bolts	p. 103
Manebar Seals	p. 97	Thrust/Generator Bearings.	p. 104

BRACKETS

Glass In 'P' Brackets	p. 105	Custom Brackets	p. 106
Platform 'P' Brackets	p. 105	Carbon Brackets	p. 107

RUDDERS

Rudder Trunk	p. 108	Tiller Arm / Tie Rod	p. 108
Custom Rudders	p. 108	Standard Rudders	p. 109

ANODES

Shaft and Sterngear Zinc Anodes	p. 110	Hull Zinc Anodes	p. 115
Propellers Zinc Anodes	p. 111	Outboard Aluminium Anodes Kits	p. 117
Bowthrusters Zinc Anodes	p. 113	Outboard Zinc and Aluminium Anodes	p. 118
Flaps Zinc Anodes	p. 114	Rod Anodes for Inboard	p. 128

SUMMARY

BOWTHRUSTERS

Hydraulic Bowthrusters	p. 131	Electric Bowthrusters	p. 132
----------------------------------	--------	---------------------------------	--------

ALTERNATORS

Alternators Kit	p. 133	Alternator Accessories	p. 134
---------------------------	--------	----------------------------------	--------

SPARE PARTS

Thrust Rings	p. 135	Braided Packing with Graphite	p. 137
Walker Seals	p. 135	Lag Screws - Studs	p. 137
Nitrile Flat Gaskets	p. 135	Satinless Steel Clamps	p. 137
V-ring Seals	p. 136	Marine Grease	p. 137
O-Ring Seals	p. 136	Electro Eliminator - Shaft Bounding System	p. 138
Marine Hose	p. 136	Chockfast	p. 138

CASTOLDI WATERJETS

Castoldi Waterjets	p. 139
------------------------------	--------

DIVERS

Fix Pitch Propeller Selection Sheet	p. 145	Shaft/Propellers MAUCOUR ISO Table	p. 150
Outboard Propeller Selection Sheet	p. 147	Index	p. 151
Conversions/Équivalents	p. 148	Terms and Conditions	p. 153

QUALITY AND SERVICE

Our standard propellers are manufactured according to standards ISO484-2 and ISO484-1 in tolerance Class 2. We can offer these propellers with tighter tolerances, Class 1 or Class S upon request. All our propellers are statically and could be dynamically balanced for specific applications (high speed) or on request.

If required, we can manufacture propellers following standards form classification societies standards (Bureau Veritas, Lloyd's Register, ABS, RINA, RMRS, etc ...).

We take care of:

- ➔ Propeller design according to the applicable norms
- ➔ Submission of drawing for approval by the classification society
- ➔ Provision of a 3.1 or 3.2 material certificate for factory inspection
- ➔ Final plant inspection with the classification society
- ➔ Provision of inspection certificate from classification society

All propellers are marked with a unique serial number, enabling complete traceability of the latter, both on the quality of the material as its design.

MATERIALS

Our standard propellers are made of manganese-bronze (HTB1) for pleasure applications or when high resistance to electrolytic phenomena and cavitation is not especially required.

For professional applications or for aluminum hulls we offer our range of propellers in Aluminium Bronze (AB2).

This material allows:

- ➔ To reduce blade sections to increase the efficiency of the propeller
- ➔ To absorb more power with equal section from its high mechanical properties
- ➔ To resist much more electrolysis phenomena due to its specific chemical composition

Although these two materials cover all marine applications, on request we can produce aluminum propellers or stainless steel.



HYDRASAIL 2.35

The cruising sailors' propeller. Its skewed sections are designed to reduce vibration. The HYDRASAIL offers a similar performance under power to a conventional 3 blades propeller, but due to its reduced blade area a larger size must be used. The optimum size for your vessel can be easily calculated by our design department. The HYDRASAIL is manufactured from high tensile manganese bronze or nickel aluminium bronze.

DIAMETER		PITCH (Inch)		SHAFT Ø	Ref.
Inch	mm	MIN	MAX	MAX mm	
12	305	6	10	25	HJB120
13	330	7	10	25	HJB130
14	356	7	11	30	HJB140
15	381	8	12	30	HJB150
16	406	8	13	30	HJB160
17	432	9	14	30	HJB170
18	457	9	14	40	HJB180
19	483	10	15	40	HJB190
20	508	10	16	40	HJB200



Other dimensions on request

SUPPLEMENTS :

- Aluminium Bronze Material
- Non standard pitch/diameter ratio
- Special Boss
- Non Standard hub diameter
- Non standard blades thickness
- Extracting Holes
- Cup or skew on typ D - H or R

STANDARD PROPELLERS



HYDRAPOISE 3.45

The HYDRAPOISE 3.45 is ideal for low powered displacement workboats and auxiliary sail craft. The aerofoil sections are designed to give optimum performance and manoeuvrability. Manufactured from high tensile manganese bronze as standard, it can also be supplied in nickel aluminium bronze for applications where enhanced strength and resistance to corrosion are required.

DIAMETER		PITCH (Inch)		SHAFT Ø	Ref.
Inch	mm	MIN	MAX	MAX mm	
12	305	6	9	25	HJC120
13	330	6	9	30	HJC130
14	356	7	10	30	HJC140
15	381	7	11	30	HJC150
16	406	8	11	30	HJC160
17	432	8	12	30	HJC170
18	457	9	13	40	HJC180
19	483	10	13	40	HJC190
20	508	10	14	40	HJC200
21	533	11	15	45	HJC210
22	559	11	15	45	HJC220
23	584	12	16	50	HJC230
24	610	12	17	50	HJC240



Other dimensions on request



HYDRAPOISE 3.55

The HYDRAPOISE 3.55 is considered the « industry standard» for medium speed boat inboard cruisers and it is designed for applications where smoothness and performance are essential. With a disc area ratio of 55%, it can be used on displacement craft when the power is considered too high for the HYDRAPOISE 3.45. The HYDRAPOISE 3.55 can be manufactured from either high tensile manganese bronze or nickel aluminium bronze.

DIAMETER		PITCH (Inch)		SHAFT Ø	Ref.
Inch	mm	MIN	MAX	MAX mm	
12	305	8	12	25	HJD120
13	330	9	13	30	HJD130
14	356	10	14	30	HJD140
15	381	10	15	30	HJD150
16	406	11	16	30	HJD160
17	432	12	17	30	HJD170
18	457	12	18	40	HJD180
19	483	13	19	40	HJD190
20	508	14	20	40	HJD200
21	533	15	21	45	HJD210
22	559	15	22	45	HJD220
23	584	16	23	50	HJD230
24	610	17	24	50	HJD240



Other dimensions on request

SUPPLEMENTS :

- Aluminium Bronze Material
- Non standard pitch/diameter ratio
- Special Boss
- Non Standard hub diameter
- Non standard blades thickness
- Extracting Holes
- Cup or skew on typ D - H or R

STANDARD PROPELLERS



HYDRAQUAD 4.69

The ideal compromise between HYDRAPOISE 3.55 and HYDRAQUAD 4.73, the HYDRAQUAD 4.69 is particularly adapted when the engine power does not require a great blade area ratio and when smoothness is essential. The HYDRAQUAD 4.69 can be manufactured from either high tensile manganese bronze or nickel aluminium bronze.

DIAMETER		PITCH (Inch)		SHAFT Ø	Ref.
Inch	mm	MIN	MAX	MAX mm	
15	381	10	19	30	HJH150
16	406	11	22	35	HJH160
17	432	11	23	35	HJH170
18	457	11	26	35	HJH180
19	483	14	27	35	HJH190
20	508	13	30	35	HJH200
21	533	13	30	40	HJH210
22	559	17	30	40	HJH220
23	584	17	30	45	HJH230
24	610	18	30	45	HJH240
25	635	20	22	55	HJH250
26	660	21	34	55	HJH260



Other dimensions on request



HYDRAQUAD 4.73

The HYDRAQUAD 4.73 has been developed to solve the vibration problems encountered in large pleasure craft when fitted with today's high horsepower engines. The four blade design gives this finely engineered propeller the acceleration of a 3 blade propeller. The HYDRAQUAD 4.73 is offered in high tensile manganese bronze or nickel aluminium bronze and should be ordered with 1" less pitch than the equivalent 3 blade propeller to maintain the same engine loading. It can also be "cupped" on the trailing edge.

DIAMETER		PITCH (Inch)		SHAFT Ø	Ref.
Inch	mm	MIN	MAX	MAX mm	
16	406	14	19	30	HJR160
17	432	15	21	30	HJR170
18	457	16	22	40	HJR180
19	483	17	23	40	HJR190
20	508	18	24	40	HJR200
21	533	19	25	45	HJR210
22	559	20	26	45	HJR220
23	584	21	28	50	HJR230
24	610	21	29	50	HJR240
25	635	22	30	60	HJR250
26	660	23	31	60	HJR260
27	686	24	31	65	HJR270
28	711	25	33	65	HJR280



Other dimensions on request

SUPPLEMENTS :

- Aluminium Bronze Material
- Non standard pitch/diameter ratio
- Special Boss
- Non Standard hub diameter
- Non standard blades thickness
- Extracting Holes
- Cup or skew on typ D - H or R

STANDARD PROPELLERS




HYDRASKEW 3.73

A relatively new innovation in the propeller industry, this type of prop are now standard equipment on luxury motor yachts where low noise and smooth operation are an essential feature demanded by today's more sophisticated owners. Particular care must be taken when designing this type of propeller to achieve the correct balance between the sectional thickness and the degree of skew. The HYDRASKEW 3.73 can be manufactured from either high tensile manganese bronze or nickel aluminium bronze.

DIAMETER		PITCH (Inch)		SHAFT Ø	Ref.
Inch	mm	MIN	MAX	MAX mm	
14	356	13	20	30	HJK140
15	381	14	24	30	HJK150
16	406	13	22	35	HJK160
17	432	16	24	35	HJK170
18	457	15	23	40	HJK180
19	483	18	26	40	HJK190
20	508	19	30	40	HJK200
21	533	20	30	40	HJK210
22	559	20	30	45	HJK220
23	584	22	27	45	HJK230
24	610	22	31	50	HJK240



Other dimensions on request



HYDRASKEW 4.73

Specially designed for speedboats, its particular profile makes this propeller particularly efficient and silent.

This propeller is adapted when the speed performance is desired while reducing vibrations.

4.73 HYDRASKEW can be manufactured from either high tensile manganese bronze or nickel aluminium bronze.

DIAMETER		PITCH (Inch)		SHAFT Ø	Ref.
Inch	mm	MIN	MAX	MAX mm	
16	406	14	19	30	HJQ160
17	432	15	21	30	HJQ170
18	457	16	22	40	HJQ180
19	483	17	23	40	HJQ190
20	508	18	24	40	HJQ200
21	533	19	25	45	HJQ210
22	559	20	26	45	HJQ220
23	584	21	28	50	HJQ230
24	610	21	29	50	HJQ240
25	635	22	30	60	HJQ250
26	660	23	31	60	HJQ260
27	686	24	31	65	HJQ270
28	711	25	33	65	HJQ280



Other dimensions on request

SUPPLEMENTS :

- Aluminium Bronze Material
- Non standard pitch/diameter ratio
- Special Boss
- Non Standard hub diameter
- Non standard blades thickness
- Extracting Holes
- Cup or skew on typ D - H or R

STANDARD PROPELLERS



HYDRASKEW 4.85

Like the HYDRASKEW 3.73, the design of the HYDRASKEW 4.85 gives smoothness and vibration free. It can be used when the power is considered too high for a 3 blade. The HYDRASKEW 4.85 can be manufactured from either high tensile manganese bronze or nickel aluminium bronze.

DIAMETER		PITCH (Inch)		SHAFT Ø	Ref.
Inch	mm	MIN	MAX	MAX mm	
15	381	10	19	30	HJH150
16	406	11	22	35	HJH160
17	432	11	23	35	HJH170
18	457	11	26	35	HJH180
19	483	14	27	35	HJH190
20	508	13	30	35	HJH200
21	533	13	30	40	HJH210
22	559	17	30	40	HJH220
23	584	17	30	45	HJH230
24	610	18	30	45	HJH240
25	635	20	22	55	HJH250
26	660	21	34	55	HJH260



Other dimensions on request



HYDRASTAR 3.45

Available in the size range 30" up to 96" diameter, the HYDRASTAR 3.45 is designed to give optimum performance and manoeuvrability on all types of displacement craft. The blade sections and generous hub dimensions impart exceptional strength and damage resistance. The HYDRASTAR 3.45 can be manufactured from either high tensile manganese bronze or nickel aluminium bronze.

DIAMETER		PITCH (Inch)		SHAFT Ø	Ref.
Inch	mm	MIN	MAX	MAX mm	
30	762	18	26	70	HJL300
32	813	20	26	70	HJL320
34	864	20	28	70	HJL340
36	914	22	30	90	HJL360
38	965	24	32	90	HJL380
40	1016	26	34	95	HJL400
42	1067	26	34	95	HJL420
44	1118	28	36	95	HJL440
46	1168	28	38	100	HJL460
48	1219	30	40	100	HJL480
50	1270	30	42	115	HJL500
52	1321	32	42	115	HJL520
54	1372	32	44	115	HJL540
56	1422	34	46	125	HJL560
58	1473	36	48	125	HJL580
60	1524	36	50	125	HJL600




Other dimensions on request

SUPPLEMENTS :

- Aluminium Bronze Material
- Non standard pitch/diameter ratio
- Special Boss
- Non Standard hub diameter
- Non standard blades thickness
- Extracting Holes
- Cup or skew on typ D - H or R

STANDARD PROPELLERS




HYDRASTAR 4.60

Its fine design, careful balance combined with its great strength and resistance to corrosion and damage, ensure optimum vessel performance with minimum fuel consumption. The HYDRASTAR 4.60 is manufactured from high tensile manganese bronze as standard but it also available in aluminium bronze. Blades have a 12° rake aft.

DIAMETER		PITCH (Inch)		SHAFT Ø	Ref.
Inch	mm	MIN	MAX	MAX mm	
30	762	18	26	70	HJM300
32	813	20	26	70	HJM320
34	864	20	28	70	HJM340
36	914	22	30	90	HJM360
38	965	24	32	90	HJM380
40	1016	26	34	95	HJM400
42	1067	26	34	95	HJM420
44	1118	28	36	95	HJM440
46	1168	28	38	100	HJM460
48	1219	30	40	100	HJM480
50	1270	30	42	115	HJM500
52	1321	32	42	115	HJM520
54	1372	32	44	115	HJM540
56	1422	34	46	125	HJM560
58	1473	36	48	125	HJM580
60	1524	36	50	125	HJM600



Other dimensions on request



HYDRASTAR 5.75

This range of propellers was designed due to the increasing number of high powered diesels being fitted in fishing vessels and workboats in recent years. The extra blade area makes it ideal for installations where propeller tip clearance is limited. The HYDRASTAR 5.75 is particularly adapted for fishing boats because it guarantees smooth, vibration free performance. The HYDRASTAR 5.75 is manufactured from high tensile manganese bronze as standard but it also available in aluminium bronze.

DIAMETER		PITCH (Inch)		SHAFT Ø	Ref.
Inch	mm	MIN	MAX	MAX mm	
30	762	18	26	70	HJN300
32	813	20	26	70	HJN320
34	864	20	28	70	HJN340
36	914	22	30	90	HJN360
38	965	24	32	90	HJN380
40	1016	26	34	95	HJN400
42	1067	26	34	95	HJN420
44	1118	28	36	95	HJN440
46	1168	28	38	100	HJN460
48	1219	30	40	100	HJN480
50	1270	30	42	115	HJN500




Other dimensions on request

SUPPLEMENTS :


- Aluminium Bronze Material
- Non standard pitch/diameter ratio
- Special Boss
- Non Standard hub diameter
- Non standard blades thickness
- Extracting Holes
- Cup or skew on typ D - H or R

CUSTOM PROPELLERS

Taylor-Made Art



For very specific applications (very speed boats, need a minimum of vibrations,...), MAUCOUR has the capacity to propose you custom propellers made specially for your application. We can work on different materials: Manganese bronze, Aluminum bronze, Stainless steel, Aluminum ... We can also make hubs with splines. All custom propellers are manufactured with class I or Class S tolerance.



KAPLAN PROPELLERS FOR NOZZLES



Kaplan propeller is designed especially for trawlers, pushers, and all ships in which a nozzle is located to give a greater thrust than an «open water» propeller. This type of propellers increases from 25 to 35% thrust on trawlers.

The nozzles can be made of steel or epoxy depends of the hull type and following certifications: Veritas, Germanischer Lloyds, DNV, ABS ... Our research department is at your disposal to carry out a specific study for your application.



PROPELLERS REPAIRING SERVICE



For your damaged or in need of any modifications propellers, we are able to repair and modify to limit costs compared to acquisition of a new replacement propeller and particularly minimize the time capital of the boat.

We offer the following services:

- **Repair cracked or twisted propeller,**
- **Weld refilling** in case of cavitation, electrolysis or due to a material breach of a blade,
- **Geometric control** using electronic pitchmètre,
- **Diameter modification,**
- **Pitch modification** in boiler or hydraulic machine,
- Control of the **static or dynamic balancing.**

CRACKED OR BENT PROPELLERS REPAIR

- 1 - Analysis of the feasibility of repair by a technician (quality of the material, refills areas, geometric analysis)
- 2 - Validation of the feasibility of repair or proposed new propeller if not repairable,
- 3 - Complete geometric control before repair,
- 4 - Restoration of the geometry of the propeller,
- 5 - Charging the cracked regions, corroded or damaged,
- 6 - Static balancing of the propeller (or dynamic on request)
- 7 - Sweating reloading zones for control of the weld and check the good performance of the filler metal,
- 8 - Final geometric control before provision with control report.

DIAMETER MODIFICATION

- 1 - Analysis of the change by a technician (validation of the calculation of the propeller by our engineering department according to the amending)
- 2 - Complete geometric control,
- 3 - Diameter reduction,
- 4 - Static balancing of the propeller (or dynamic on request)
- 5 - Provision with control report.

PITCH MODIFICATION

- 1 - Analysis of the change by a technician (validation of the calculation of the propeller by our engineering department according to the amending)
- 2 - Complete geometric control,
- 3 - Pitch modification in boiler or hydraulic machine,
- 4 - Validation of the modification with a new control,
- 5 - Static balancing of the propeller (or dynamic on request)
- 6 - Final Geometric control before provision with control report.

All our geometric checks are carried out using a calibrated electronic pitchmeter.



SAIL DRIVE ALUMINUM PROPELLERS

Saildrive propellers in aluminium are available in 2 and 3 blades. They are produced in a specific aluminium alloy to ensure high resistance to corrosion, high elasticity and an important resistance.

2 BLADES - YANMAR/NANNI/VOLVO LH

YANMAR SD2/SD 3 - VOLVO 110S/120S



DIAMETER		PITCH (INCH)		Ref.
Inch	mm	MIN	MAX	
14	356	7	12	HSD214
15	381	8	13	HSD215
16	406	8	14	HSD216
17	432	13	18	HSD217
18	457	11	15	HSD218
19	483	16	18	HSD219

3 BLADES SAIL DRIVE

YANMAR SD2/SD 3 - VOLVO 110S/120S



DIAMETER		PITCH (INCH)		Ref.
Inch	mm	MIN	MAX	
Yanmar / Nanni / Volvo (LH)				
14	356	9	13	HSD314
15	381	11	14	HSD315
16	406	9	14	HSD316
17	432	13	17	HSD317
18	457	11	15	HSD318
Selva (RH)				
14	356	9	13	HSD314S
Lombardini (RH)				
14	356	9	13	HSD314L
Bukh (LH)				
12	304.8	9	13	HSD314L



PROPELLERS PULLER

Do not waste your time trying to remove your propeller with MAUCOUR propeller puller. This propeller puller is ideal to remove your propeller quickly and easily, and eliminates any potential damage that can be caused by using inappropriate tools.

They are an indispensable aid for commercial divers, boat owners and marine service departments and our simple design can even be used underwater. Any vessel with a puller aboard can avoid costly, aggravating and timeconsuming delays due to a bent or damaged propeller.

This system is manual and very economical.


Our standard range designed and produces by MAUCOUR is available to suit shaft diameters from 25mm to 60mm (1" to 2 1/2").

- ➔ Safe and simple removal of propeller
- ➔ Thrifty - No more damage on your propeller

Shaft Ø (mm)	Reference
25	EXT025
30	EXT030
35	EXT035
40	EXT040
45	EXT045
50	EXT050
55	EXT055
60	EXT060



Other dimensions on request



MAUCOUR CIRCULAR ROPE CUTTERS

The rope cutter is a significant safety benefit and helps to protect the shaft line against damage. Our unique design offers a superior cutting action and eliminates the vibrations and shocks that are often associated with the scissor or chopper style cutters. It also significantly reduces the cavitation potential linked to other disc type cutters. There are no moving parts to service or maintain.

All cutters are built from a stainless steel 316L blank and are CNC machined to ensure repeatable accuracy and importantly to maintain the distinctive cutter configuration.

The standard series recreational cutter is available to suit propeller shaft diameters up to 60mm (2 1/2").

Installation of this rope cutter is really easy and quick by tightening round-headed screws on the shaft. This part in stainless steel 316L is quite suitable for pleasure boat use. When ropes, lines or cables (...) wrapped around the propeller, it cuts them and thus avoids damage to the propeller shaft.

- ➔ Quick and easy mounting - No special tools required
- ➔ No modification to provide on the shaft by tightening round-headed screws
- ➔ Thrifty - Minimise repair and maintenance bills
- ➔ Effective, its unique design instantly cuts ropes, lines or cables...

Shaft Ø (mm)	Ext. Ø (mm)	Thickness (mm)	Reference
22	80	18	ORISD022
25	80	18	ORISD025
25.4 (1")	80	18	ORISD0254
30	80	18	ORISD030
35	100	18	ORISD035
38.1 (1 1/2")	100	18	ORISD0381
40	100	18	ORISD040
45	120	20	ORISD045
50	120	20	ORISD050
50.8 (2")	120	20	ORISD0508
55	140	22	ORISD055
60	140	22	ORISD060



Other dimensions on request



MAUCOUR CUSTOM ROPE CUTTER

Maucour design, this stainless steel rope cutter has been specially designed in order to have an optimal functioning while decreasing significantly cavitation due to majority of «disc» rope cutter. This rope cutter is fixed on the propeller, that's why latter needs to be machined (drilling and balancing).

Shaft Ø (mm)	Ext. Ø (mm)	Thickness (mm)	Reference
50	120	16	ORIM050
60	140	17	ORIM060
70	160	18	ORIM070
80	180	18	ORIM080
90	190	20	ORIM090
100	200	20	ORIM100
110	250	22	ORIM110

Machining of the propeller to be added



Other dimensions on request



NOZZLES

Main advantage of the nozzle is that it increases the thrust of the propeller. A propeller in nozzle provides approximately 25% of total thrust more than a propeller without a nozzle.

WHY?

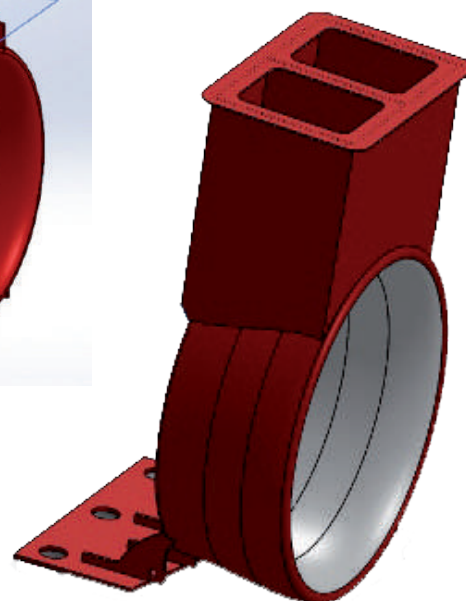
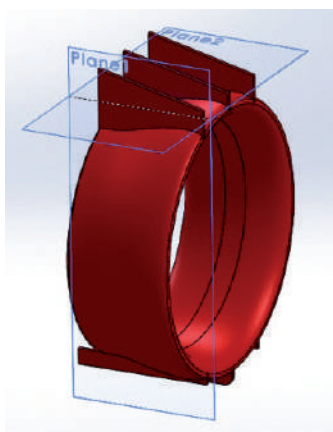
- Give more thrust
- Give more pulling power
- Less fuel consumption
- Give more speed, from the same power input
- Less fuel consumption
- Reduced vibrations
- Safety in ice

APPLICATION

- Tugs and pusher tugs
- Fishing vessels
- Research vessels
- Supply vessels and special ships
- Dredger and cable – laying vessels...

WE OFFER:

- 2D Design · 3D simulation
- Production according customer requests
- Quality tests
- Register classification BV · DNV · LR · GL · RMRS · ABS · Ice Class
- Differents types: 19A, 37, HTE, EPR, High Speed...
- Up to 6 meters diameter



WHEN SHOULD YOU CHOOSE A VARIABLE PITCH PROPELLER?

- ➔ If your boat is working under various conditions, various trips, various speeds ...

SAILBOAT

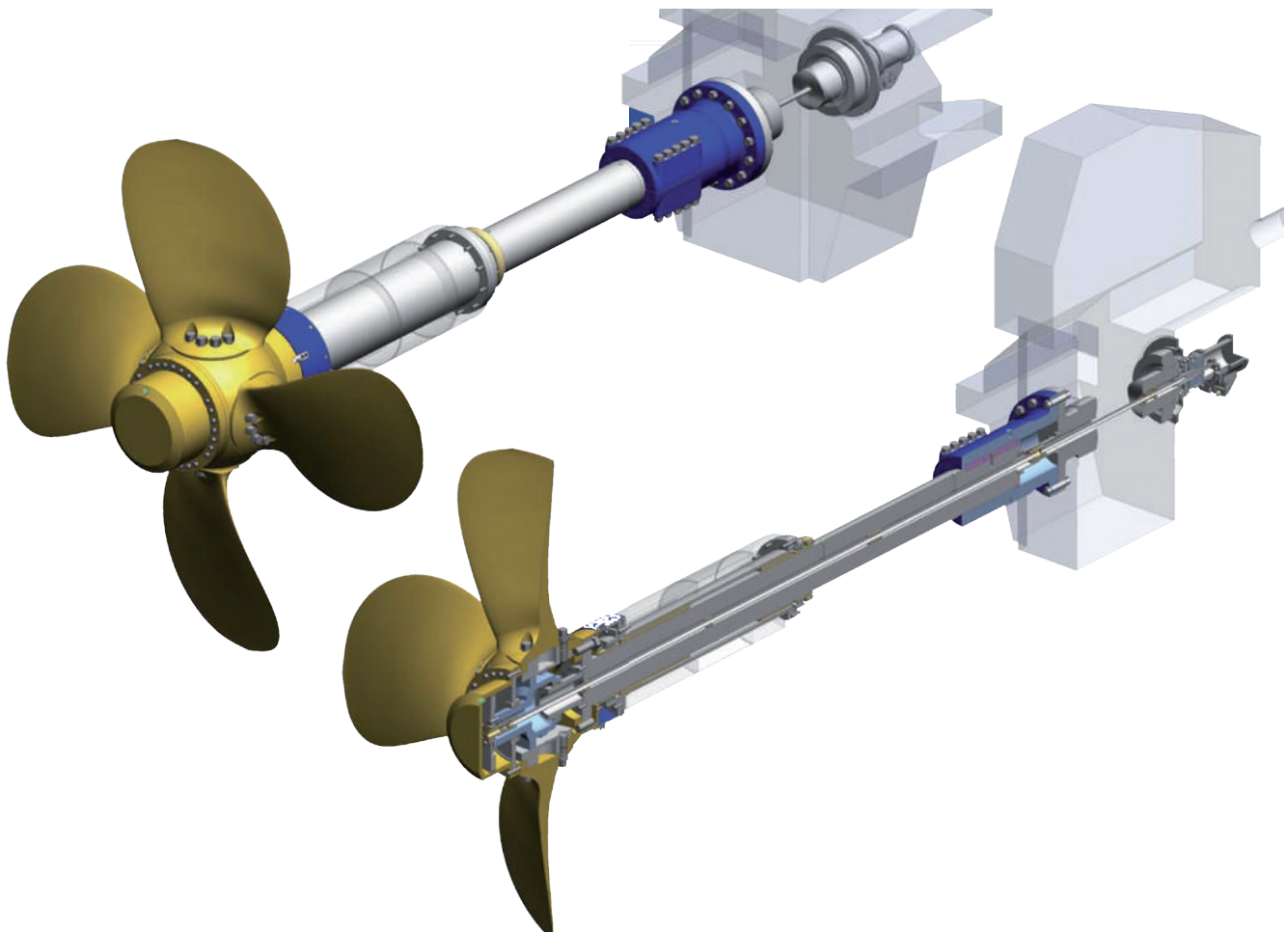
- ➔ Change the pitch for a minimum resistance in sailing. When you are in a light breeze, the propeller pitch can be increased to avoid the noise and fuel consumption at low Rpm. At high Rpm, the hydraulic drive allows you greater maneuverability in port.

SPEEDBOATS

- ➔ Better use of the engine at low rpm cruising speed, with less noise, vibration and a fuel consumption reduction. With the ability to better maneuverability in port.

WORKING AND SERVITUDE BOATS

- ➔ Maximizes thrust at low rpm, increasing maneuverability. Better use of the engine at all speeds, change the pitch allows the propeller curve to follow the curve of the engine. It also allows better maneuverability of the boat at low speeds (between 0 and 1 knot) without engaging and disengaging the propeller all the time because the pitch can regulate around the «neutral position», it is the same for reverse. Types of boats: trawlers, fishing boats, ferries, pushers, coasters, buoy ...





We are always seeking the best solution for the customer, considering the purpose of the vessel and the customer's expectations of performance. Through dedicated co-operation with our customers and business partners we seek the challenge of always producing the optimized CP Propeller. The propeller blade designs are made in close collaboration with the major maritime institutes of Europe.

We are determined to produce quality CP Propellers. We are offering a variety of CP Propellers for a power rating of up to approximately 3 500 KW and propeller diameter up to approximately 4 000 mm.


Our CP Propellers are designed for heavy duty application. The design is always made to avoid cavitation, noise, and vibrations, and to obtain optimal speed and thrust, - considering the customers request.

We co-operate with all well-known classification societies around the world. Every CP Propeller system is classified at our factory so it is ready for installation at site upon arrival at the shipyard.


APPLICATIONS

- AHTS vessels
- Ferries
- Tankers
- Supply vessels
- Fishing trawlers
- Coast Guard vessels
- Anti Pollution vessels
- Dredgers
- Pilot vessels
- Super Yachts

We can offer complete systeme or only CP Propellers.



FEATHERING PROPELLERS



SAILING WITHOUT BRAKE!

- Near zero sailing drag.
- Powerful thrust in head seas.
- Incredible control in reverse.
- Reduces or eliminates "propwalk" in reverse.
- External, and separate, pitch adjustment for forward AND reverse.
- Massive gearings last for decades of utterly reliable and trouble free service.
- Soft Stop™ M ultraDisc Brake prevents impacts when reversing blades.
- 2, 3 and 4 blade models.
- Shortest hub length. Fits smallest apertures.
- Delivery fully assembled, balanced and tested. Ready to install on any shaft with no modifications necessary.



SIMPLY THE FINEST SAILING YACHT PROPELLERS IN THE WORLD.

VARIPROP 2 BLADES (ALUMINIUM BRONZE)

Ø Inch	Ø mm	DF 80 SHAFT Ø <25mm Ref.	DF 107 SHAFT Ø <35mm Ref.
12	305	HVP212DF80	
13	330	HVP213DF80	
14	356	HVP214DF80	
15	381	HVP215DF80	HVP215DF107
16	406	HVP216DF80	HVP216DF107
17	432	HVP217DF80	HVP217DF107
18	457		HVP218DF107
19	483		HVP219DF107
20	508		HVP220DF107



Other dimensions on request

FEATHERING PROPELLERS


VARIPROP 3 BLADES (ALUMINIUM BRONZE)



Ø Inch	Ø mm	DF 80	DF 107	DF 112	DF 128	DF 140
		SHAFT Ø <25mm Ref.	SHAFT Ø <35mm Ref.	SHAFT Ø <40mm Ref.	SHAFT Ø <50mm Ref.	SHAFT Ø <55mm Ref.
12	305	HVP312DF80				
13	330	HVP313DF80				
14	356	HVP314DF80				
15	381	HVP315DF80	HVP315DF107			
16	406	HVP316DF80	HVP316DF107			
17	432	HVP317DF80	HVP317DF107			
18	457		HVP318DF107			
19	483		HVP319DF107			
20	508		HVP320DF107	HVP320DF112		
21	533			HVP321DF112		
22	559			HVP322DF112		
23	584			HVP323DF112		
24	610			HVP324DF112	HVP324DF128	HVP324DF140
26	660				HVP326DF128	HVP326DF140
28	711				HVP328DF128	HVP328DF140
30	762					HVP330DF140
32	813					HVP332DF140

 Other dimensions on request

VARIPROP 4 BLADES (ALUMINIUM BRONZE)



Ø Inch	Ø mm	DF 80	DF 107	DF 112	DF 128	DF 140
		SHAFT Ø <25mm Ref.	SHAFT Ø <35mm Ref.	SHAFT Ø <40mm Ref.	SHAFT Ø <50mm Ref.	SHAFT Ø <55mm Ref.
12	305	HVP312DF80				
13	330	HVP313DF80				
14	356	HVP314DF80				
15	381	HVP315DF80	HVP315DF107			
16	406	HVP316DF80	HVP316DF107			
17	432	HVP317DF80	HVP317DF107			
18	457		HVP318DF107			
19	483		HVP319DF107			
20	508		HVP320DF107	HVP320DF112		
21	533			HVP321DF112		
22	559			HVP322DF112		
23	584			HVP323DF112		
24	610			HVP324DF112	HVP324DF128	HVP324DF140
26	660				HVP326DF128	HVP326DF140
28	711				HVP328DF128	HVP328DF140
30	762					HVP330DF140
32	813					HVP332DF140

 Other dimensions on request

FEATHERING PROPELLERS

VARIPROP SAILDRIVE / YANMAR INCLUDING RUBBER INSERT(ALUMINIUM BRONZE)



Ø Inch	Ø mm	DF 107 2 blades Ref.	DF 107 3 blades Ref.	DF 107 4 blades Ref.
14	356	HVP214DF80SD	HVP314DF107SD	HVP414DF107SD
15	381	HVP215DF80SD	HVP315DF107SD	HVP415DF107SD
16	406	HVP216DF80SD	HVP316DF107SD	HVP416DF107SD
17	432	HVP217DF80SD	HVP317DF107SD	HVP417DF107SD
18	457	HVP218DF80SD	HVP318DF107SD	HVP418DF107SD
19	483	HVP219DF80SD	HVP319DF107SD	HVP419DF107SD
20	508	HVP220DF80SD	HVP320DF107SD	HVP420DF107SD



Other dimensions on request

VARIPROP SPARE PARTS

	DF 80 SHAFT Ø <25mm Ref.	DF 107 SHAFT Ø <35mm Ref.	DF 112 SHAFT Ø <40mm Ref.	DF 128 SHAFT Ø <50mm Ref.	DF 140 SHAFT Ø <55mm Ref.
Anode	ANOZVPDF080	ANOZVPDF107	ANOZVPDF112	ANOZVPDF128	ANOZVPDF140
Screw kit	ANOZVPKITDF80	ANOZVPKITDF107	ANOZVPKITDF112	ANOZVPKITDF128	ANOZVPKITDF140
Propeller nut	ECRVPDF080	ECRVPDF107	ECRVPDF112	ECRVPDF128	ECRVPDF140
Puller	EXTDF80	EXTDF107	EXTDF112	EXTDF128	EXTDF140
Spec. Grease	QUIGRSPW	QUIGRSPW	QUIGRSPW	QUIGRSPW	QUIGRSPW
Service Package	HVPKITSERVDF80	HVPKITSERVDF107	HVPKITSERVDF112	HVPKITSERVDF128	HVPKITSERVDF140

The service package includes: Greasenipple, Greasegun, spec. grease EP/SAL (350gr.), 1 off Anode

FEATHERING PROPELLERS



VARIPROFILE[®]
Hélices à mise en drapeau



The new Variprofile is the perfect feathering propeller for modern sailing boats and yachts up to 75 HP. Thanks to innovative design and mass production methods we can now offer the VARIPROFILE as an exceptional value, while continuing our tradition of highest quality standards. The interchangeable hub and blade assemblies always fit. Running under power is highly efficient and very quiet. The slim design reduces drag to the vanishing point and mounting is fast and easy for the average sailor, including customizing pitch separately for forward and reverse. SPW G.m.b.H. always combining latest technology with innovative design and precision engineering.

But the VARIPROFILE offers much more than that to make it an unsurpassed value:

- Hi-Tec blades with GAWN profile to optimize thrust and efficiency while running much more quietly than others
- Exceptional sailing characteristics through slim shape, light weight and GAWN profiled Hi-Tec blades.
- Separate external pitch adjustments for forward and reverse to optimize performance and eliminate prop-walk.
- Robust construction with enclosed helical gearing for long life
- Interchangeable hub
- Easy mounting for the average sailor
- Made out of Hi-Tensile NIBRAL-Bronze (Ice-Class)
- CNC machined for highest precision
- Available in 2-blade and 3-blade version up to 75 hp

VARIPROFILE 2 BLADES (ALUMINIUM BRONZE)

Ø Inch	Ø mm	VP 64	VP-76
		40 HP max / loaded 7 To. Shaft Ø max. 30 mm Ref.	75 HP max / loaded 16 To. Shaft Ø max. 35 mm Ref.
13	330	HVPF213VP64	
14	356	HVPF214VP64	
15	381	HVPF215VP64	
16	406	HVPF216VP64	HVPF216VP76
17	432	HVPF217VP64	HVPF217VP76
18	457	HVPF218VP64	HVPF218VP76
19	483		HVPF219VP76
20	508		HVPF220VP76
21	533		HVPF221VP76
22	559		HVPF222VP76



Other dimensions on request

FEATHERING PROPELLERS

VARIPROFILE 3 BLADES (ALUMINIUM BRONZE)

Ø Inch	Ø mm	VP 64	VP-76
		40 HP max / loaded 7 To. Shaft Ø max. 30 mm Ref.	75 HP max / loaded 16 To. Shaft Ø max. 35 mm Ref.
13	330	HVPF313VP64	
14	356	HVPF314VP64	
15	381	HVPF315VP64	
16	406	HVPF316VP64	HVPF316VP76
17	432	HVPF317VP64	HVPF317VP76
18	457	HVPF318VP64	HVPF318VP76
19	483		HVPF319VP76
20	508		HVPF320VP76
21	533		HVPF321VP76
22	559		HVPF322VP76

 Other dimensions on request



VARIPROFILE SAILDRIVE (ALUMINIUM BRONZE)

Ø Inch	Ø mm	VP 64	VP 64	VP-76	VP-76
		40 HP max / loaded 7 To. Ref.	40 HP max / loaded 7 To. Ref.	75 HP max / loaded 16 To. Ref.	75 HP max / loaded 16 To. Ref.
13	330	HVPF213VP64SD	HVPF313VP64SD		
14	356	HVPF214VP64SD	HVPF314VP64SD		
15	381	HVPF215VP64SD	HVPF315VP64SD		
16	406	HVPF216VP64SD	HVPF316VP64SD	HVPF216VP76SD	HVPF316VP76SD
17	432	HVPF217VP64SD	HVPF317VP64SD	HVPF217VP76SD	HVPF317VP76SD
18	457	HVPF218VP64SD	HVPF318VP64SD	HVPF218VP76SD	HVPF318VP76SD
19	483			HVPF217VP76SD	HVPF319VP76SD
20	508			HVPF220VP76SD	HVPF320VP76SD
21	533			HVPF221VP76SD	HVPF321VP76SD
22	559			HVPF222VP76SD	HVPF322VP76SD

 Other dimensions on request



VARIPROFILE SPARE PARTS

	VP-64	VP-76	VP-104
	Ref.	Ref.	Ref.
Anode	ANOZVPFVP64	ANOZVPFVP72	ANOZVPFVP104
Screw set	ANOZVPKITVF64	ANOZVPKITVF76	ANOZVPKITVF104
Propeller Nut	ECRVPFV64	ECRVPFV76	ECRVPFV104
Puller	EXTVP64	EXTVP76	EXTVP104
Spec. Grease	QUIGRSPW	QUIGRSPW	QUIGRSPW
Service Package	HVPFKITSERVVP64	HVPFKITSERVVP76	HVPFKITSERVVP104

The service package includes: Greasenipple, Greasegun, spec. grease EP/SAL (350gr.), 1 off Anode

FOLDING PROPELLERS



VARIFOLD SAILING

Varifold, in all its versions - two, three and four blade, is an exceptional low drag racing propeller. Unlike some folding propellers, on most installations Varifolds do not rotate when sailing, even at higher speeds.

VARIFOLD ASTERN

Varifolds open when you go astern! This is again a feature of the design which relies on hydrodynamics as well as inertia to assure reliability. Thrust is greater than other folders by virtue of the design.

VARIFOLD AHEAD

Most folding propellers suffer from varying degrees of noise and vibration and the problem becomes worse the more power the propeller has to deliver. If your yacht has an engine from 20hp to 750hp, there is a Varifold for you which will provide high thrust with smooth and quiet running.

SIMPLY THE BEST SAILING PROPELLERS.

THE VARIFOLD RANGE

2 Blades

- Diameter 305mm to 432mm or 12" to 17"
- For engines rated to 50hp
- Available for shafts & saildrives
- Blades fold completely together for minimum drag
- Modern blade design with substantial blade area for smooth running and minimum noise & vibration
- Rubber bump stops minimise blade opening impact

3 Blades

- Diameter 432mm to 813mm or 16" to 32"
- For engines rated to 350HP
- Available for shafts & saildrives
- Latest blade design incorporates high skew and cambered blades for smooth operation
- Pitch reduction at the tip to reduce pressure pulses on the hull

4 Blades

- Diameters up to 1,016 mm or 40"
- For engines rated to 750HP
- Designed for high power sailboats, to minimise noise & vibration
- Incorporates the latest low noise blade design
- High blade area minimises cavitation and thrust breakdown at full power giving improved efficiency and speed


FOLDING PROPELLERS

VARIFOLD 2 BLADES (ALUMINIUM BRONZE)

Ø Inch	Ø mm	VF 70 SHAFT Ø <30mm Ref.	VF 70 Saildrive Ref.
12	305	HVF212VF70	HVF212VF70SD
13	330	HVF213VF70	HVF213VF70SD
14	356	HVF214VF70	HVF214VF70SD
15	381	HVF215VF70	HVF215VF70SD
16	406	HVF216VF70	HVF216VF70SD
17	432	HVF217VF70	HVF217VF70SD



Other dimensions on request




VARIFOLD 3 BLADES (ALUMINIUM BRONZE)

Ø Inch	Ø mm	VF 108 SHAFT Ø <45mm Ref.	VF 108 Saildrive Ref.
16	406	HVF316VF108	HVF316VF108SD
17	432	HVF317VF108	HVF317VF108SD
18	457	HVF318VF108	HVF318VF108SD
19	483	HVF319VF108	HVF319VF108SD
20	508	HVF320VF108	HVF320VF108SD
21	533	HVF321VF108	HVF321VF108SD
22	559	HVF322VF108	HVF322VF108SD
23	584	HVF323VF108	
24	610	HVF324VF108	
25	660	HVF325VF108	



Other dimensions on request




VARIFOLD 4 BLADES (ALUMINIUM BRONZE)

Ø Inch	Ø mm	VF 120 SHAFT Ø <50mm Ref.
18	457	HVF418VF120
19	483	HVF419VF120
20	508	HVF420VF120
21	533	HVF421VF120
22	559	HVF422VF120
23	584	HVF423VF120
24	610	HVF424VF120
25	660	HVF425VF120



Other dimensions on request



VARIFOLD SPARE PARTS

	VF 70	VF 108 & 120
Anodes	ANOZVF70	ANOZVF108
Screw set	ANOZKITVF70	ANOZKITVF108
Propeller nut	ECRVF70	ECRVF108
Puller	EXTVF70	EXTVF108



ALUMINIUM PROPELLERS



STAINLESS STEEL PERFORMANCE AT ALUMINUM PRICES

Stainless steel blade geometry used in all aluminum patterns results in less blade flex. Higher efficiency equals better fuel economy, better top end, faster hole shot, and excellent cornering & handling.

TUNED VENTS FOR FAST HOLE SHOT

Vent holes in the prop's barrel allow exhaust gases to escape, reducing water density around the propeller's blades during acceleration. This causes the propeller to rotate faster at slower speeds resulting in more HP. More HP at lower speeds means faster acceleration and a faster hole shot. Turning Point is the only manufacturer offering this race proven feature in our Hustler & Legacy Aluminum Propellers. Available on most models, please refer to selection chart.

PERFORMANCE TUNED RAKE ANGLES

Higher rake angles tighten the vortex produced by the prop, adding to boat lift and overall performance.

IMPROVE HANDLING AND BOAT LIFT

Through advanced pitch line and rake line cupping.

HIGH FLOW-THROUGH BARREL EXHAUST SYSTEM

Maximizing exhaust flow increases horsepower and top end speed.

TUNED PROGRESSIVE PITCH ANGLES

Accelerating and channeling water to minimize slip increases performance and fuel economy.

LONG LASTING FINISH - POWDER COATED

The 5 step process creates a uniform, durable, high-quality, and attractive finish that protects the aluminum from corrosion.

COMPATIBLE WITH COMPETITORS' HUB SYSTEMS

Works with Mercury® Flow-Torq®, Michigan Wheel® XHS®, Solas® Rubex™ hub kit systems (All trademarks are the property of their respective owners). NOTE: Not applicable with Turning Point's 10, 20 and 200 Hub Kit series. Hub Kit Available for Aluminum

Turning Point offers its unique hub and housing system from 8HP to 300+HP, a range of engines un-matched in the industry. Hub kit covered by USA & worldwide patents

Utilizing high tech shock absorbing polymers and a solid brass spindle, the Turning Point MasterGuard & Master-Torque hubs will not corrode or break like competing hubs, and are covered by an industry leading Lifetime Warranty. Each hub's one piece design ensures simple housing replacement, making a prop change quick and easy.

OUTBOARD PROPELLERS

SQUEEZE CAST FOR ADDED STRENGTH

Turning Point Exclusive Process applied to all aluminum props - Squeeze Cast process generates the highest mechanical properties attainable in a cast product, resulting in tighter grain structures. Competitors use old Die Cast processes that results in high blade flex and poor performance.



SQUEEZE CAST

TURNING POINT EXCLUSIVE PROCESS · TIGHT GRAIN · STRONG AND STIFF · REDUCES FLEX FOR MAXIMUM THRUST



DIE-CAST

COMPETITORS' PROCESS · POCKETS, VOIDS, AIR BUBBLES · WEAK AND FLEXIBLE · INEFFICIENT TRANSFER OF POWER · POOR REPAIRABILITY



FOUR BLADE ALUMINUM HUSTLER PROPELLER

New Four Blade Design uniquely engineered with two blade geometries: two blades utilize the Hustler high performance variable rake and aggressive pitch design for incredible hole shot and cornering, and two blades utilize a "cleaver" style shape for high speed and maximum stern lift.

This combination results in the highest performance aluminum propeller on the market, unmatched in cornering, acceleration, boat handling, and top speed. This is the ultimate water sports propeller, but also offers any boater four blade performance with none of the usual top speed reductions normal to other designs.

HUB

ELIMINATE HUB SYSTEM VIBRATION & CHATTER

Innovative one-piece design reduces the number of parts and eliminates failures commonly seen in multi-part hub systems.

ELIMINATE HUB CRACKING & FAILURE

The glass reinforced high-tech polymer construction increases flexibility, eliminating potential material stress fractures.

CORROSION RESISTANT MATERIALS

Premium corrosion resistant brass splines.

REDUCE GEAR SHOCK & ENGINE/DRIVE DAMAGE

Shock absorbing hi-tech polymer cushion.

REDUCES INVENTORY COST

Turning Point is the only manufacturer to offer the hub and housing system down to 8HP outboard applications.

REDUCE PROP REPLACEMENT COST BY 20-30%

Hub kits are designed to be reusable even after most propeller impacts, eliminating the need to replace the hub system when replacing a damaged propeller.

EASY TO INSTALL – CONSUMER FRIENDLY

Clear and easy step by step directions coupled with minimal parts makes installation easy.

INCREASES PERFORMANCE AND HP

High-flow through barrel exhaust system maximizes exhaust flow increasing horsepower and top end speed.



INTERCHANGES WITH OTHER MANUFACTURERS' PROPELLERS

Upgrades and replaces Mercury® Flow-Torq®, Michigan Wheel® XHS®, Solas® Rubex™ hub kit systems (All trademarks are the property of their respective owners). NOTE: Not applicable with Turning Point's 10, 20 and 200 Hub Kit series.



REDUCES 25-75HP HUB INVENTORY BY ALMOST 60%

Competitor's hub kit systems take 7 kits to fit engine applications in the 25-75HP range, where Turning Point only needs 3 kits (10 Series Hub Kits).



500 SERIES HUB SYSTEM
40 - 300+ HP



10 SERIES HUB SYSTEM
40 - 75 HP



20 SERIES HUB SYSTEM
20 - 35 HP



200 SERIES HUB SYSTEM
8 - 18 HP



US Patent #6,471,481, #6,685,432 & worldwide patents.
US and worldwide patents pending.

STAINLESS STEEL PROPELLERS



IMPROVED HANDLING AND BOAT LIFT

Through advanced pitch line and rake line cupping, maximizes exhaust flow increasing horsepower and top end speed.

TUNED PROGRESSIVE PITCH ANGLES

Accelerating and channeling water to minimize slip increases performance and fuel economy.

TUNED VENTS FOR FAST HOLE SHOT

Vent holes in the prop's barrel allow exhaust gases to escape, reducing water density around the propeller's blades during acceleration. This causes the propeller to rotate faster at slower speeds resulting in more HP. More HP at lower speeds means faster acceleration and a faster hole shot.

HIGH FLOW-THROUGH BARREL EXHAUST SYSTEM

Maximizing exhaust flow increases horsepower and top end speed

COMPATIBLE WITH COMPETITORS' HUB SYSTEMS

Works with Mercury® Flow-Torq®, Michigan Wheel® XHS®, Solas® Rubex™ hub kit systems (All trademarks are the property of their respective owners).

NOTE: Not applicable with Turning Point's 10, 20 and 200 Hub Kit series.

HUB KIT SYSTEM AVAILABLE FOR STAINLESS STEEL PROPELLERS

Turning Point offers its unique hub and housing system from 8HP to 300+HP, a range of engines un-matched in the industry. Hub kit covered by USA & worldwide patents

Utilizing high tech shock absorbing polymers and a solid brass spindle, the Turning Point MasterGuard & Master-Torque hubs will not corrode or break like competing hubs, and are covered by an industry leading Lifetime Warranty. Each hub's one piece design ensures simple housing replacement, making a prop change quick and easy.



EVINRUDE / JOHNSON / OMC OUTBOARD PROPELLERS

Engine	Year	Hub ref.	OEM Ref.	Ø x Pitch	Propeller Ref.
8 TO 18 HP - HUSTLER - ALUMINIUM					
13 Splines					
9.9 / 15 HP 2 Strokes	74 & +	HHB 202			
8 HP 4 Stroke	96 & +	HHB 202	5005384	9 x 9	HHB R4 0909
9.9 / 15 HP 4 Strokes	95/01	HHB 202	174950	9 x 10	HHB R4 0910
10 Splines					
9.9 / 15 HP 4 Strokes	02 & +	HHB 206			
20 TO 35 HP - HUSTLER - ALUMINIUM					
14 Splines (2 Strokes)					
20 HP 2 Strokes	84/97	HHB 22			
25 HP 2&3cyl.	84 & +	HHB 22			
25 HP Commercial	93 & +	HHB 22	175190 175191	10-1/2 x 11 10-1/8 x 13	HHB R1 1011 HHB R1 1013
30 HP 2cyl	84 & +	HHB 22			
35 HP 2&3cyl.	76 & +	HHB 22			
10 Splines (4 Strokes)					
25 HP	04 & +	HHB 26	/	10-1/2 x 11	HHB R3 1011
30 HP	04 & +	HHB 26	/	10-1/8 x 13	HHB R3 1013
40 TO 75 HP - HUSTLER - ALUMINIUM					
13 Splines					
40 HP 2cyl.	84 & +	HHB 12			
48 HP 2cyl.	86/96	HHB 12			
50 HP 2cyl.	75/05	HHB 12	/ 386907	12-1/2 x 8 12 x 10-1/2	HHB H2 1208 HHB H2 1210
55 HP 2cyl.	76/79	HHB 12	386909	12-1/2 x 13	HHB H2 1213
60 & 65 HP 2cyl.	80/85	HHB 12	176421	12-1/4 x 15	HHB H2 1215
75 HP 3cyl.	75/85	HHB 12	176422	11-3/4 x 17	HHB H2 1117
Sprint/Formula E	86/92	HHB 12			
13 Splines (4 Strokes)					
40 HP	99 & +	HHB 11	/	12-1/2 x 8	HHB H1 1208
50 HP	99 & +	HHB 11	5031622 5031623 5031624 5031619 5031620 5031627	12 x 10-1/2 10-7/8 x 11 10-3/4 x 12 10-1/2 x 13 10-3/8 x 14 10-1/8 x 15	HHB H1 1210 HHB H1 1011 HHB H1 1012 HHB H1 1013 HHB H1 1014 HHB H1 1015
40 TO 150 HP - HUSTLER - ALUMINIUM					
13 Splines					
40/50/60/75 HP E-TEC	04 & +	HHB 503			
90/115 HP E-TEC	04 & +	HHB 503			
45/50/55 HP 2cyl. Commercial	80 & +	HHB 503			
65 HP 3cyl. Commercial	84 & +	HHB 503			
50 HP 2cyl. Pleasure	71/74	HHB 503			
55 HP 3cyl. Pleasure	68/69	HHB 503			
60 HP 3cyl. Pleasure	86 & +	HHB 503			
65 HP 3cyl. Pleasure	72/73	HHB 503	382761 391668	14 x 11 14 x 13	HHB LE2 1411 HHB LE2 1413
70 HP 3cyl. Pleasure	74 & +	HHB 503	391198	13-3/4 x 15	HHB LE2 1315
75 HP 3cyl. Pleasure	75/84	HHB 503	391199	13-1/4 x 17	HHB LE2 1317
4 cyl.: 75/85/88/90/100/110/115/125 HP		HHB 503	390896 389788	13-1/4 x 19 13-1/4 x 21	HHB LE2 1319 HHB LE2 1321
120 HP 4cyl.	86/94	HHB 503			
135 HP 4cyl.	73/76	HHB 503			
140 HP 4cyl.	77/84, 86/94	HHB 503			
60/70 HP 4 Strokes	98 & +	HHB 503			
V4 Sea Drive 1.6L & 1.8L		HHB 503			
OMC COBRA 400: 2.3 to 3.0L	78/89	HHB 503			

PROPELLERS

SHAFTS / STERNGEARS

BRACKETS / RUDDERS

ACCESSORIES

CASTOLDI WATERJETTS

EVINRUDE / JOHNSON / OMC OUTBOARD PROPELLERS

PROPELLERS

SHAFTS / STERNGEARS

BRACKETS / RUDDERS

ACCESSORIES

CASTOLDI WATERJETTS

Engine	Year	Hub ref.	OEM Ref.	Ø x Pitch	Propeller Ref.
135 TO 300 HP - HUSTLER - ALUMINIUM					
15 Splines					
90 HP	95 & +	HHB 502			
90 HP E-TEC Extra Long	04 & +	HHB 502	391535	15-1/4 x 15	3 Pales HHB LE 1515
100 HP commercial	84 & +	HHB 502	391200	14-1/2 x 17	HHB LE 1417
115 HP E-TEC Extra Long		HHB 502	391201	14-1/4 x 19	HHB LE 1419
115 & 130 HP Pleasure	95 & +	HHB 502	391202	14-1/4 x 21	HHB LE 1421
			391203	14-1/4 x 23	HHB LE 1423
120 & 140 HP	85	HHB 502			4 Pales RH
130 HP	95/96	HHB 502	/	14 x 17	HHB LE 1417 4
135 à 250 HP E-TEC		HHB 502	/	14 x 19	HHB LE 1419 4
V6: 135 to 250 HP / V6 Sea Drives: 2.0L to 3.0L		HHB 502	/	14 x 21	HHB LE 1421 4
V8 : 250 to 300 HP / V6 Sea Drives 3.6L to 4.0L		HHB 502		14 x 17	4 Pales LH
OMC COBRA 800 & KING COBRA : 3.0L to 7.5L / 454 / 502 KING		HHB 502		14 x 19	HHB LE 1419 4L
				14 x 21	HHB LE 1421 4L
OMC COBRA SX		HHB 504			
40 TO 75 HP - EXPRESS - INOX					
13 Splines					
40 HP 2cyl.	84 & +	HHB 12			
48 HP 2cyl.	86/96	HHB 12	/	12 x 9	HHB E2 1209
50 HP 2cyl.	75/05	HHB 12	/	12 x 11	HHB E2 1211
55 HP 2cyl.	76/79	HHB 12	390849	12 x 13	HHB E2 1213
60 & 65 HP 2cyl.	80/85	HHB 12	/	11-3/4 x 13	HHB E2 1113
75 HP 3cyl.	75/85	HHB 12	390850	11-3/4 x 15	HHB E2 1115
			390851	11-3/4 x 17	HHB E2 1117
Sprint/Formula E	86/92	HHB 12			
13 Splines (4 Stokes)					
40 HP	99 & +	HHB 11	/	12 x 9	HHB E1 1209
50 HP	99 & +	HHB 11	/	12 x 11	HHB E1 1211
			/	12 x 13	HHB E1 1213
			/	10-1/2 x 11	HHB E1 1011
			/	10-1/2 x 12	HHB E1 1012
			/	10-1/2 x 13	HHB E1 1013
			/	10-1/2 x 14	HHB E1 1014
			/	10-1/2 x 15	HHB E1 1015
40 TO 150 HP - EXPRESS - INOX					
13 Splines					
40/50/60/75 HP E-TEC	04 & +	HHB 503			
90/115 HP E-TEC	04 & +	HHB 503			
45/50/55 HP 2cyl. Commercial	80 & +	HHB 503			
65 HP 3cyl. Commercial	84 & +	HHB 503			
50 HP 2cyl. Pleasure	71/74	HHB 503			
55 HP 3cyl. Pleasure	68/69	HHB 503			
60 HP 3cyl. Pleasure	86 & +	HHB 503			
65 HP 3cyl. Pleasure	72/73	HHB 503	389791	14 x 11	HHB PA2 1411
70 HP 3cyl. Pleasure	74 & +	HHB 503	/	14 x 13	HHB PA2 1413
75 HP 3cyl. Pleasure	75/84	HHB 503	389949	13-1/4 x 15	HHB PA2 1315
4 cyl.: 75/85/88/90/100/110/115/125 HP		HHB 503	389948	13-1/4 x 17	HHB PA2 1317
			389510	13-1/4 x 19	HHB PA2 1319
			389512	13-1/4 x 21	HHB PA2 1321
120 HP 4cyl.	86/94	HHB 503			
135 HP 4cyl.	73/76	HHB 503			
140 HP 4cyl.	77/84, 86/94	HHB 503			
60/70 HP 4 Stokes	98 & +	HHB 503			
V4 Sea Drive 1.6L & 1.8L		HHB 503			
OMC COBRA 400: 2.3 to 3.0L	78/89	HHB 503			

BORD EVINRUDE / JOHNSON / OMC OUTBOARD PROPELLERS

Engine	Year	Hub ref.	OEM Ref.	Ø x Pitch	Propeller Ref.
135 TO 300 HP - EXPRESS - INOX					
15 Splines					
90 HP	95 & +	HHB 502			
90 HP E-TEC Extra Long	04 & +	HHB 502			
100 HP commercial	84 & +	HHB 502			
115 HP E-TEC Extra Long		HHB 502			
115 & 130 HP Pleasure	95 & +	HHB 502	391290	3 Blades RH * (or LH) 14-1/4 x 17	HHB PA 1417
120 & 140 HP	85	HHB 502	389924	14-1/4 x 19	HHB PA 1419
130 HP	95/96	HHB 502	389923	14-1/4 x 21	HHB PA 1421
135 à 250 HP E-TEC		HHB 502	/	14-1/4 x 23	HHB PA 1423
V6: 135 to 250 HP / V6 Sea Drives: 2.0L to 3.0L		HHB 502	/	4 Blades 14 x 15	HHB PA 1415 4
V8 : 250 to 300 HP / V6 Sea Drives 3.6L to 4.0L		HHB 502	/	14 x 17	HHB PA 1417 4
OMC COBRA 800 & KING COBRA : 3.0L to 7.5L / 454 / 502 KING		HHB 502	/	14 x 19	HHB PA 1419 4
OMC COBRA SX		HHB 504	/	14 x 21	HHB PA 1421 4

* Please add "L" at the end of our code to order a Left Hand rotation propeller (LH)

135 TO 300 HP - EXPRESS - INOX					
15 Splines					
90 HP	95 & +	HHB 502			
90 HP E-TEC Extra Long	04 & +	HHB 502			
100 HP commercial	84 & +	HHB 502			
115 HP E-TEC Extra Long		HHB 502			
115 & 130 HP Pleasure	95 & +	HHB 502	RH / LH 763658 / 763659	3 Blades RH * (or LH) 15 x 15	HHB VO 1515
120 & 140 HP	85	HHB 502	763568 / 763569	15 x 17	HHB VO 1517
130 HP	95/96	HHB 502	763570 / 763571	15 x 19	HHB VO 1519
135 à 250 HP E-TEC		HHB 502	763572 / 763573	15 x 21	HHB VO 1521
V6: 135 to 250 HP / V6 Sea Drives: 2.0L to 3.0L		HHB 502	RH / LH 177230 / 177231	4 Blades RH * (or LH) 14-1/2 x 17	HHB VO 1417 4
V8 : 250 to 300 HP / V6 Sea Drives 3.6L to 4.0L		HHB 502	177232 / 177233	14-1/2 x 19	HHB VO 1419 4
OMC COBRA 800 & KING COBRA : 3.0L to 7.5L / 454 / 502 KING		HHB 502	177234 / 177235	14-1/2 x 21	HHB VO 1421 4
OMC COBRA SX		HHB 504	177236 / 177237	14-1/2 x 23	HHB VO 1423 4

* Please add "L" at the end of our code to order a Left Hand rotation propeller (LH)

FORCE / CHRYSLER / U.S MARINE OUTBOARD PROPELLERS

PROPELLERS

SHAFTS / STERNGEARS

BRACKETS / RUDDERS

ACCESSORIES

CASTOLDI WATERJETTS

Engine	Year	Hub ref.	OEM Ref.	Ø x Pitch	Propeller Ref.
20 TO 35 HP - HUSTLER - ALUMINIUM					
10 Splines					
25 HP 3cyl.	95/98	HHB 21	48-19638A40 48-19640A40	10-1/2 x 11 10-1/8 x 13	HHB R1 1011 HHB R1 1013
40 TO 75 HP - HUSTLER - ALUMINIUM					
13 Splines					
40/50 HP	95/98	HHB 11	48-42738A10	12-1/2 x 8	HHB H1 1208
70 HP	91/95	HHB 11	48-42740A10	12 x 10-1/2	HHB H1 1210
75 HP	95/98	HHB 11	48-85632A40	10-7/8 x 11	HHB H1 1011
			48-816702A40	10-3/4 x 12	HHB H1 1012
			48-816704A40	10-1/2 x 13	HHB H1 1013
			48-816706A40	10-3/8 x 14	HHB H1 1014
			48-73140A40	10-1/8 x 15	HHB H1 1015
40 TO 150 HP - HUSTLER - ALUMINIUM					
15 Splines					
75 HP	99	HHB 501	/	14 x 11	HHB LE1 1411
90 to 150 HP	95 & +	HHB 501	/	14 x 13	HHB LE1 1413
			/	13-3/4 x 15	HHB LE1 1315
			/	13-1/4 x 17	HHB LE1 1317
			/	13-1/4 x 19	HHB LE1 1319
			/	13-1/4 x 21	HHB LE1 1321
40 TO 75 HP - EXPRESS - INOX					
13 Splines					
40/50 HP	95/98	HHB 11	/	12 x 9	HHB E1 1209
70 HP	91/95	HHB 11	/	12 x 11	HHB E1 1211
75 HP	95/98	HHB 11	/	12 x 13	HHB E1 1213
			/	10-1/2 x 11	HHB E1 1011
			/	10-1/2 x 12	HHB E1 1012
			/	10-1/2 x 13	HHB E1 1013
			/	10-1/2 x 14	HHB E1 1014
			/	10-1/2 x 15	HHB E1 1015
40 TO 150 HP - EXPRESS - INOX					
15 Splines					
75 HP	99	HHB 501	/	14 x 11	HHB PA1 1411
90 to 150 HP	95 & +	HHB 501	/	14 x 13	HHB PA1 1413
			/	13-1/4 x 15	HHB PA1 1315
			/	13-1/4 x 17	HHB PA1 1317
			/	13-1/4 x 19	HHB PA1 1319
			/	13-1/4 x 21	HHB PA1 1321

HONDA OUTBOARD PROPELLERS

Engine	Year	Hub ref.	OEM Ref.	Ø x Pitch	Propeller Ref.
8 TO 18 HP - HUSTLER - ALUMINIUM					
8 Splines					
BF8	01 & +	HHB 205			
BF9.9	88 & +	HHB 205	58130-ZV4-701ZA	9 x 9	HHB R4 0909
BF15 / BF20	All	HHB 205	58130-ZV4-030ZA	9 x 10	HHB R4 0910
20 TO 35 HP - HUSTLER - ALUMINIUM					
10 Splines					
BF25	All	HHB 28	58130-ZV7-000ZA	10-3/8 x 11	HHB R2 1011
BF30	All	HHB 28	/	10-3/8 x 13	HHB R2 1013
40 TO 75 HP - HUSTLER - ALUMINIUM					
13 Splines					
BF35	All	HHB 12	58130-ZV5-960ZA	12-1/2 x 8	HHB H1 1208
BF40	All	HHB 12	58130-ZV5-860ZA	12 x 10-1/2	HHB H1 1210
BF45	All	HHB 12	/	10-7/8 x 11	HHB H1 1011
BF50	All	HHB 12	58130-ZV5-850ZA	10-3/4 x 12	HHB H1 1012
			58130-ZV5-000ZA	10-1/2 x 13	HHB H1 1013
			/	10-3/8 x 14	HHB H1 1014
			58130-ZV5-870ZA	10-1/8 x 15	HHB H1 1015
40 TO 150 HP - HUSTLER - ALUMINIUM					
15 Splines					
BF75 / BF90	<98	HHB 501	58130-ZW1-W01ZA	14 x 11	HHB LE1 1411
BF75 / BF90	99 & +	HHB 507	58130-ZW1-W11ZA	14 x 13	HHB LE1 1413
BF115	All	HHB 507	58130-ZW1-W21ZA	13-3/4 x 15	HHB LE1 1315
			58130-ZW1-W21ZA	13-1/4 x 17	HHB LE1 1317
BF130	All	HHB 507	58130-ZW1-W61ZA	13-1/4 x 19	HHB LE1 1319
			58130-ZW1-W41ZA	13-1/4 x 21	HHB LE1 1321
135 TO 300 HP - HUSTLER - ALUMINIUM					
15 Splines					
BF135	All	HHB 507			3 Pales
BF150	All	HHB 507	58130-ZY3-015A	15-1/4 x 15	HHB LE 1515
BF200	All	HHB 507	58130-ZY3-017A	14-1/2 x 17	HHB LE 1417
BF225	All	HHB 507	58130-ZY3-019A	14-1/4 x 19	HHB LE 1419
			58130-ZY3-021A	14-1/4 x 21	HHB LE 1421
			58130-ZY3-023A	14-1/4 x 23	HHB LE 1423
			/	14 x 17	4 Pales RH & LH
			/	14 x 19	HHB LE 1417 4(L)
			/	14 x 21	HHB LE 1419 4(L)
					HHB LE 1421 4(L)
40 TO 75 HP - EXPRESS - INOX					
13 Splines					
BF35	Toutes	HHB 12	58110-ZV5-E50	12 x 9	HHB E1 1209
BF40	Toutes	HHB 12	/	12 x 11	HHB E1 1211
BF45	Toutes	HHB 12	/	12 x 13	HHB E1 1213
BF50	Toutes	HHB 12	58110-ZV5-E40	10-1/2 x 11	HHB E1 1011
			58110-ZV5-E30	10-1/2 x 12	HHB E1 1012
			58110-ZV5-E20	10-1/2 x 13	HHB E1 1013
			58110-ZV5-E10	10-1/2 x 14	HHB E1 1014
			58110-ZV5-E00	10-1/2 x 15	HHB E1 1015

HONDA OUTBOARD PROPELLERS

PROPELLERS

Engine	Year	Hub ref.	OEM Ref.	Ø x Pitch	Propeller Ref.
40 TO 150 HP - EXPRESS - INOX					
15 Splines					
BF75 / BF90	<98	HHB 501	/	14 x 11	HHB PA1 1411
BF75 / BF90	99 & +	HHB 507	/	14 x 13	HHB PA1 1413
BF115	All	HHB 507	58130-ZW1-W91	13-1/4 x 15	HHB PA1 1315
BF130	All	HHB 507	58130-ZW1-V01	13-1/4 x 17	HHB PA1 1317
			58130-ZW1-V11	13-1/4 x 19	HHB PA1 1319
			58130-ZW1-V31	13-1/4 x 21	HHB PA1 1321

SHAFTS / STERNGEARS

135 TO 300 HP - EXPRESS - INOX					
15 Splines					
BF135	All	HHB 507		3 Blades RH	
BF150	All	HHB 507		* (ou LH)	
BF200	All	HHB 507	58233-ZY3-A17H	14-1/4 x 17	HHB PA 1417
			58233-ZY3-A17H	14-1/4 x 19	HHB PA 1419
BF225	All	HHB 507	58233-ZY3-A21H	14-1/4 x 21	HHB PA 1421
			58233-ZY3-A23H	14-1/4 x 23	HHB PA 1423
				4 Blades	
				/	HHB PA 1415 4
				/	HHB PA 1417 4
				/	HHB PA 1419 4
				/	HHB PA 1421 4

* Please add "L" at the end of our code to order a Left Hand rotation propeller (LH)

BRACKETS / RUDDERS

135 TO 300 HP - EXPRESS - INOX					
15 Splines					
BF135	All	HHB 507		3 Pales RH	
BF150	All	HHB 507		* (ou LH)	
BF200	All	HHB 507	58333-ZY3-A15CL	15 x 15	HHB VO 1515
			58333-ZY3-A17CL	15 x 17	HHB VO 1517
BF225	All	HHB 507	58333-ZY3-A19CL	15 x 19	HHB VO 1519
			58333-ZY3-A21CL	15 x 21	HHB VO 1521
				4 Pales RH	
				* (ou LH)	
				/	HHB VO 1417 4
				/	HHB VO 1419 4
				/	HHB VO 1421 4
				/	HHB VO 1423 4

* Please add "L" at the end of our code to order a Left Hand rotation propeller (LH)

ACCESSORIES

CASTOLDI WATERJETTS

MERCURY / MARINER / MERCUISER OUTBOARD PROPELLERS

Engine	Year	Hub ref.	OEM Ref.	Ø x Pitch	Propeller Ref.
8 TO 18 HP - HUSTLER - ALUMINIUM					
8 Splines					
2 Strokes : 6, 8, 9.9 HP	86 & +	HHB 201			
4 Strokes : 9.9 HP	94/04	HHB 201	48-828156A12	9 x 9	HHB R4 0909
2 & 4 Strokes 15 HP	89 & +	HHB 201	48-828158A12	9 x 10	HHB R4 0910
Sea Pro & Marathon 10, 15 HP	95 & +	HHB 201			
14 Splines / Cotter Pin (Nissan)					
8 & 9.9 Bigfoot 4 Strokes	05 & +	HHB 207	362W641020	9 x 9	HHB R4 0909
4 Strokes 15 & 20 HP	07 & +	HHB 207	362W641010	9 x 10	HHB R4 0910
12 Splines / Cotter Pin					
4 Strokes : 8 & 9.9 HP	05 & +	HHB 208	/	9 x 9	HHB R5 0909
			/	9 x 10	HHB R5 0910
20 TO 35 HP - HUSTLER - ALUMINIUM					
10 Splines					
9.9 & 15 Bigfoot	00/05	HHB 21			
18 HP	80/85	HHB 21	48-19638A40	10-1/2 x 11	HHB R1 1011
20 HP	86 & +	HHB 21	48-19640A40	10-1/8 x 13	HHB R1 1013
25 HP 2 Strokes	85 & +	HHB 21			
10 Splines / Cotter Pin					
4 Strokes : 25 & 30 HP	06 & +	HHB 28	/	10-3/8 x 11	HHB R2 1011
			/	10-3/8 x 13	HHB R2 1013
40 TO 75 HP - HUSTLER - ALUMINIUM					
13 Splines					
25 HP Bigfoot 4 Strokes	99 & +	HHB 11			
30 HP 4 Strokes	94/05	HHB 11			
30 HP 2 Strokes	94 & +	HHB 11	48-42738A10	12-1/2 x 8	HHB H1 1208
35 HP 2 Strokes	84/89	HHB 11	48-42740A10	12 x 10-1/2	HHB H1 1210
40 to 60 HP 4 Strokes	All	HHB 11	48-85632A40	10-7/8 x 11	HHB H1 1011
40/50/60 HP 2 Strokes	77 & +	HHB 11	48-816702A40	10-3/4 x 12	HHB H1 1012
45 HP 2 Strokes	86/89	HHB 11	48-816704A40	10-1/2 x 13	HHB H1 1013
55 HP 2 Strokes	95 & +	HHB 11	48-816706A40	10-3/8 x 14	HHB H1 1014
70 HP 2 Strokes	< 83	HHB 11	48-73140A40	10-1/8 x 15	HHB H1 1015
* If propeller strikes trim tab, replace with Mercury part # 822777A1 or 76214AS.					
40 TO 150 HP - HUSTLER - ALUMINIUM					
40 to 60 Bigfoot 4 Strokes	All	HHB 501			
70 HP	87/89	HHB 501			
75 HP	84 & +	HHB 501			
80 HP	78/89	HHB 501	48-77338A40	14 x 11	HHB LE1 1411
90 HP	78 & +	HHB 501	48-77340A40	14 x 13	HHB LE1 1413
100 HP	88 & +	HHB 501	48-77342A40	13-3/4 x 15	HHB LE1 1315
115 HP	78 & +	HHB 501	48-77344A40	13-1/4 x 17	HHB LE1 1317
115 HP 4 Strokes	01 & +	HHB 501	48-77346A40	13-1/4 x 19	HHB LE1 1319
			48-77348A40	13-1/4 x 21	HHB LE1 1321
125 HP	95 & +	HHB 501			
140 HP	78/81	HHB 501			
150 XR4/XR6 = Mariner Magnum I, II, III	<1993	HHB 501			
* Mercury/Mariner (1977 and older) not available in our range of products					

MERCURY / MARINER / MERCUISER OUTBOARD PROPELLERS

PROPELLERS

SHAFTS / STERNGEARS

BRACKETS / RUDDERS

ACCESSORIES

CASTOLDI WATERJETTS

Engine	Year	Hub ref.	OEM Ref.	Ø x Pitch	Propeller Ref.
--------	------	----------	----------	-----------	----------------

135 TO 300 HP - HUSTLER - ALUMINIUM

15 Splines

V-6 Embase : 135 to 300 HP except Pro XS Includes DFI, EFI, Magnum, Offshore, Optimax, SeaPro & XRI.	78 & +	HHB 501	48-78116A40	15-1/4 x 15	3 Blades HHB LE 1515
135 to 275 HP Verado	All	HHB 501	48-832828A45	14-1/2 x 17	HHB LE 1417
Alpa One & Bravo One	83 & +	HHB 501	48-78120A40	14-1/4 x 19	HHB LE 1419
			48-78122A40	14-1/4 x 21	HHB LE 1421
			48-78124A40	14-1/4 x 23	HHB LE 1423
			/	14 x 17	4 Blades RH & LH HHB LE 1417 4(L)
			/	14 x 19	HHB LE 1419 4(L)
			/	14 x 21	HHB LE 1421 4(L)

* Mercury/Mariner (1977 and older) not available in our range of products

40 TO 75 HP - EXPRESS - INOX

13 Splines

25 HP Bigfoot 4 Strokes	99 & +	HHB 11			
30 HP 4 Strokes	94/05	HHB 11			
30 HP 2 Strokes	94 & +	HHB 11	48-97868A10	12 x 9	HHB E1 1209
35 HP 2 Strokes	84/89	HHB 11	/	12 x 11	HHB E1 1211
40 to 60 HP 4 Strokes	All	HHB 11	/	12 x 13	HHB E1 1213
40/50/60 HP 2 Strokes	77 & +	HHB 11	48-823478A5	10-1/2 x 11	HHB E1 1011
45 HP 2 Strokes	86/89	HHB 11	855856A5	10-1/2 x 12	HHB E1 1012
55 HP 2 Strokes	95 & +	HHB 11	48-855858A5	10-1/2 x 13	HHB E1 1013
70 HP 2 Strokes	< 83	HHB 11	48-855860A5	10-1/2 x 14	HHB E1 1014
			48-855862A5	10-1/2 x 15	HHB E1 1015

* If propeller strikes trim tab, replace with Mercury part # 822777A1 or 76214AS.

40 TO 150 HP - EXPRESS - INOX

15 Splines

40 to 60 Bigfoot 4 Strokes	All	HHB 501			
70 HP	87/89	HHB 501			
75 HP	84 & +	HHB 501			
80 HP	78/89	HHB 501	/	14 x 11	HHB PA1 1411
90 HP	78 & +	HHB 501	/	14 x 13	HHB PA1 1413
100 HP	88 & +	HHB 501	48-16986A5	13-1/4 x 15	HHB PA1 1315
115 HP	78 & +	HHB 501	48-16988A5	13-1/4 x 17	HHB PA1 1317
115 HP 4 Strokes	01 & +	HHB 501	QS5120	13-1/4 x 19	HHB PA1 1319
125 HP	95 & +	HHB 501	QS5122	13-1/4 x 21	HHB PA1 1321
140 HP	78/81	HHB 501			
150 XR4/XR6 = Mariner Magnum I, II, III	<1993	HHB 501			

* Mercury/Mariner (1977 and older) not available in our range of products

135 TO 300 HP - EXPRESS - INOX

15 Splines

V-6 Embase : 135 to 300 HP except Pro XS Includes DFI, EFI, Magnum, Offshore, Optimax, SeaPro & XRI.	78 & +	HHB 501	48-16314A4	14-1/4 x 17	HHB PA 1417
135 to 275 HP Verado	All	HHB 501	48-16316A4	14-1/4 x 19	HHB PA 1419
Alpa One & Bravo One	83 & +	HHB 501	48-16318A4	14-1/4 x 21	HHB PA 1421
			48-16320A4	14-1/4 x 23	HHB PA 1423
			/	4 Blades 14 x 15	HHB PA 1415 4
			/	14 x 17	HHB PA 1417 4
			/	14 x 19	HHB PA 1419 4
			/	14 x 21	HHB PA 1421 4
			RH	3 Blades 15 x 15	HHB VO 1515
			48-19838A46	15 x 17	HHB VO 1517
			48-18278A46	15 x 19	HHB VO 1519
			48-13700A46	15 x 21	HHB VO 1521
			RH	4 Blades 14-1/2 x 17	HHB VO 1417 4
			48-857024A46	14-1/2 x 19	HHB VO 1419 4
			48-857026A46	14-1/2 x 21	HHB VO 1421 4
			48-857028A46	14-1/2 x 23	HHB VO 1423 4
			48-857030A46		

* If propeller strikes trim tab, replace with Mercury part # 822777A1 or 76214AS.

* Please add "L" at the end of our code to order a Left Hand rotation propeller (LH)

NISSAN / TOHATSU OUTBOARD PROPELLERS

Engine	Year	Hub ref.	OEM Ref.	Ø x Pitch	Propeller Ref.
8 TO 18 HP - HUSTLER - ALUMINIUM					
14 Splines					
9.9 HP 2 Strokes	84 & +	HHB 207			
12 HP 2 Strokes	85/88	HHB 207	362-64102-0	9 x 9	HHB R4 0909
15 / 18 HP 2 Strokes	85 & +	HHB 207	362-64108-0	9 x 10	HHB R4 0910
9.9 / 15 / 18 HP 4 Strokes	All	HHB 207			
12 Splines					
8 & 9.8 HP 2 & 4 Strokes	All	HHB 208	3B2W645171 3B2W645180	9 x 9 9 x 10	HHB R5 0909 HHB R5 0910
20 TO 35 HP - HUSTLER - ALUMINIUM					
10 Splines					
25 HP	86 & +	HHB 28	346-64102-5	10-3/8 x 11	HHB R2 1011
30 HP	85 & +	HHB 28	346-64104-5	10-3/8 x 13	HHB R2 1013
40 TO 75 HP - HUSTLER - ALUMINIUM					
13 Splines					
40C	84/98	HHB 13			
40D	91 & +	HHB 13	34864-1070M	12-1/2 x 8	HHB H1 1208
50C	87/91	HHB 13	34864-1020M	12 x 10-1/2	HHB H1 1210
50D	87 & +	HHB 13	35364-1030M	10-7/8 x 11	HHB H1 1011
60A	86 & +	HHB 13	35364-1040M	10-3/4 x 12	HHB H1 1012
60B	93/97	HHB 13	35364-1050M	10-1/2 x 13	HHB H1 1013
70A	All	HHB 13	35364-1060M	10-3/8 x 14	HHB H1 1014
70B	81 & +	HHB 13	35364-1070M	10-1/8 x 15	HHB H1 1015
40 TO 150 HP - HUSTLER - ALUMINIUM					
15 Splines					
60C	< 99	HHB 505	/	14 x 11	HHB LE1 1411
70C	All	HHB 505	/	14 x 13	HHB LE1 1413
90 HP	87 & +	HHB 505	3B764-5320M	13-3/4 x 15	HHB LE1 1315
115 HP	92 & +	HHB 505	3B764-5410M	13-1/4 x 17	HHB LE1 1317
120 & 140 HP	88 & +	HHB 505	3B764-5450M	13-1/4 x 19	HHB LE1 1319
			/	13-1/4 x 21	HHB LE1 1321
40 TO 75 HP - EXPRESS - INOX					
13 Splines					
40C	84/98	HHB 13			
40D	91 & +	HHB 13	/	12 x 9	HHB E1 1209
50C	87/91	HHB 13	/	12 x 11	HHB E1 1211
50D	87 & +	HHB 13	/	12 x 13	HHB E1 1213
60A	86 & +	HHB 13	NM889410110	10-1/2 x 11	HHB E1 1011
60B	93/97	HHB 13	NM889410120	10-1/2 x 12	HHB E1 1012
70A	All	HHB 13	NM889410130	10-1/2 x 13	HHB E1 1013
70B	81 & +	HHB 13	NM889410140	10-1/2 x 14	HHB E1 1014
			NM889410150	10-1/2 x 15	HHB E1 1015
40 TO 150 HP - EXPRESS - INOX					
13 Splines					
60C	< 99	HHB 505	/	14 x 11	HHB PA1 1411
70C	All	HHB 505	/	14 x 13	HHB PA1 1413
90 HP	87 & +	HHB 505	NM889610150	13-1/4 x 15	HHB PA1 1315
115 HP	92 & +	HHB 505	NM889610170	13-1/4 x 17	HHB PA1 1317
120 & 140 HP	88 & +	HHB 505	NM889610190	13-1/4 x 19	HHB PA1 1319
			NM889610210	13-1/4 x 21	HHB PA1 1321

SUZUKI OUTBOARD PROPELLERS

PROPELLERS

SHAFTS / STERNGEARS

BRACKETS / RUDDERS

ACCESSORIES

CASTOLDI WATERJETTS

Engine	Year	Hub ref.	OEM Ref.	Ø x Pitch	Propeller Ref.	
8 TO 18 HP - HUSTLER - ALUMINIUM						
10 Splines Type M						
DT 9.9	83/87	HHB 206				
DT 15	83/88	HHB 206	58100-93763-019	9 x 9	HHB R4 0909	
DT15 C	89/97	HHB 206	58100-93733-019	9 x 10	HHB R4 0910	
DF9.9 / 15	97 & +	HHB 206				
Doesn't fit to DT 8C & 9.9C (1988 to 1997)						
20 TO 35 HP - HUSTLER - ALUMINIUM						
10 Splines						
DT 20 / 25 / 25C / 30 / 30C	87 & +	HHB 26	58100-96420-019	10-3/8 x 11	HHB R2 1011	
DF 25 / 30	00 & +	HHB 26	58110-96440-019	10-3/8 x 13	HHB R2 1013	
40 TO 75 HP - HUSTLER - ALUMINIUM						
15 Splines						
DT 35C / 40 / 50 / 50M / 55 / 60 / 65	89 & +	HHB 11	58100-94302-019	12-1/2 x 8	HHB H1 1208	
DF40 / 50	99 & +	HHB 11	58100-95212-019	12 x 10-1/2	HHB H1 1210	
			58100-95222-019	10-7/8 x 11	HHB H1 1011	
			58100-95393-019	10-3/4 x 12	HHB H1 1012	
			58100-94313-019	10-1/2 x 13	HHB H1 1013	
			58100-95353-019	10-3/8 x 14	HHB H1 1014	
58100-95363-019	10-1/8 x 15	HHB H1 1015				
40 TO 75 HP - HUSTLER - ALUMINIUM						
13 Splines						
40/50 HP	95/98	HHB 11	/	12 x 9	HHB E1 1209	
70 HP	91/95	HHB 11	/	12 x 11	HHB E1 1211	
75 HP	95/98	HHB 11	/	12 x 13	HHB E1 1213	
				10-1/2 x 11	HHB E1 1011	
				10-1/2 x 12	HHB E1 1012	
				10-1/2 x 13	HHB E1 1013	
				10-1/2 x 14	HHB E1 1014	
/	10-1/2 x 15	HHB E1 1015				
40 TO 150 HP - HUSTLER - ALUMINIUM						
13 Splines						
DT 75 / 85 / 90 / 100 / 115 / 140	89 & +	HHB 506	/	14 x 11	HHB LE2 1411	
DF 60 / 70	98 & +	HHB 506	/	14 x 13	HHB LE2 1413	
				58100-94500-019	13-3/4 x 15	HHB LE2 1315
				58100-94512-019	13-1/4 x 17	HHB LE2 1317
				58100-94522-019	13-1/4 x 19	HHB LE2 1319
				58100-94532-019	13-1/4 x 21	HHB LE2 1321
15 Splines						
DF 90	01 & +	HHB 509	/	14 x 11	HHB LE1 1411	
DF 115	01 & +	HHB 509	/	14 x 13	HHB LE1 1413	
				13-3/4 x 15	HHB LE1 1315	
DF140	01 & +	HHB 501	58100-90J00-019	13-1/4 x 17	HHB LE1 1317	
				13-1/4 x 19	HHB LE1 1319	
				13-1/4 x 21	HHB LE1 1321	
Add 2 inches of pitch for OEM propeller replacement						
135 TO 300 HP - HUSTLER - ALUMINIUM						
13 Splines						
DT 150 / 175 / 200 / 225	86 & +	HHB 507	/	15-1/4 x 15	3 Blades HHB LE 1515	
DF 150 / 175 / 200 / 225 / 250	All	HHB 507	/	14-1/2 x 17	HHB LE 1417	
				14-1/4 x 19	HHB LE 1419	
				14-1/4 x 21	HHB LE 1421	
				14-1/4 x 23	HHB LE 1423	
				58100-90J01-019	14-1/2 x 17	HHB LE 1417
4 Blades RH & LH						
/						
/						
/						

SUZUKI OUTBOARD PROPELLERS

Engine	Year	Hub ref.	OEM Ref.	Ø x Pitch	Propeller Ref.
40 TO 75 HP - EXPRESS - INOX					
13 Splines					
DT 35C / 40 / 50 / 50M / 55 / 60 / 65	89 & +	HHB 11	/	12 x 9	HHB E1 1209
DF40 / 50	99 & +	HHB 11	/	12 x 11	HHB E1 1211
			/	12 x 13	HHB E1 1213
			/	10-1/2 x 11	HHB E1 1011
			99105-0500-12P	10-1/2 x 12	HHB E1 1012
			99105-0500-13P	10-1/2 x 13	HHB E1 1013
			99105-0500-14P	10-1/2 x 14	HHB E1 1014
			99105-0500-15P	10-1/2 x 15	HHB E1 1015
40 TO 150 HP - EXPRESS - INOX					
13 Splines					
DT 75 / 85 / 90 / 100 / 115 / 140	89 & +	HHB 506	/	14 x 11	HHB PA2 1411
DF 60 / 70	98 & +	HHB 506	/	14 x 13	HHB PA2 1413
			99105-00100-16P	13-1/4 x 15	HHB PA2 1315
			99105-00100-18P	13-1/4 x 17	HHB PA2 1317
			99105-00100-20P	13-1/4 x 19	HHB PA2 1319
			99105-00100-22P	13-1/4 x 21	HHB PA2 1321
15 Splines					
DF 90 / 115	01 & +	HHB 509	58100-90J01-019	14 x 17	HHB PA1 1417
DF140	01 & +	HHB 501	58100-90J11-019	14 x 19	HHB PA1 1419
			58100-90J21-019	14 x 21	HHB PA1 1421
			58100-90J31-019	14 x 23	HHB PA1 1423
			Add 2 inches of pitch for OEM propeller replacement		
DE 135 À 300 CV - EXPRESS - INOX					
15 Splines					
DT 150 / 175 / 200 / 225	86 & +	HHB 507		3 Blades RH/LH	
DF 150 / 175 / 200 / 225 / 250	All	HHB 507	99105-00200-18P	14-1/4 x 17	HHB PA 1417
			99105-00200-20P	14-1/4 x 19	HHB PA 1419
			99105-00200-22P	14-1/4 x 21	HHB PA 1421
			99105-00200-24P	14-1/4 x 23	HHB PA 1423
				4 Blades	
			/	14 x 15	HHB PA 1415 4
			/	14 x 17	HHB PA 1417 4
			/	14 x 19	HHB PA 1419 4
			/	14 x 21	HHB PA 1421 4
			* Please add "L" at the end of our code to order a Left Hand rotation propeller (LH)		
135 TO 300 HP - EXPRESS - INOX					
15 Splines					
DT 150 / 175 / 200 / 225	86 & +	HHB 507		3 Blades RH/LH	
			/	15 x 15	HHB VO 1515
			/	15 x 17	HHB VO 1517
			/	15 x 19	HHB VO 1519
			/	15 x 21	HHB VO 1521
				4 Blades RH/LH	
			/	14-1/2 x 17	HHB VO 1417 4
			/	14-1/2 x 19	HHB VO 1419 4
			/	14-1/2 x 21	HHB VO 1421 4
			/	14-1/2 x 23	HHB VO 1423 4
			* Please add "L" at the end of our code to order a Left Hand rotation propeller (LH)		
135 TO 300 HP - EXPRESS - INOX					
15 Splines					
DF 150 / 175	All	HHB 507		3 Blades RH / LH	
			990C0-00830-17P	16 x 17	HHB VO 1617
			990C0-00830-19P	16 x 19	HHB VO 1619
			990C0-00830-21P	16 x 21	HHB VO 1621
			990C0-00830-23P	16 x 23	HHB VO 1623
			* Please add "L" at the end of our code to order a Left Hand rotation propeller (LH)		
135 TO 300 HP - EXPRESS - INOX					
15 Splines					
DF 200 / 225 / 250	All	HHB 507		3 Blades RH/LH	
			/	16 x 15	HHB VO 1615
			99105-00800-17P	16 x 17	HHB VO 1617
			99105-00800-185	16 x 19	HHB VO 1619
			99105-00800-215	16 x 21	HHB VO 1621
			99105-00800-23P	16 x 23	HHB VO 1623
			* Please add "L" at the end of our code to order a Left Hand rotation propeller (LH)		

VOLVO PENTA SX OUTBOARD PROPELLERS

PROPELLERS

Engine	Year	Hub ref.	OEM Ref.	Ø x Pitch	Propeller Ref.
135 TO 300 HP - HUSTLER - ALUMINIUM					
19 Splines					
53 to 130 Cv		HHB 504			3 Blades
3.0 to 8.2L		HHB 504	3850299-3	15-1/4 x 15	HHB LE 1515
			3850300-9	14-1/2 x 17	HHB LE 1417
			3850301-7	14-1/4 x 19	HHB LE 1419
			3850302-5	14-1/4 x 21	HHB LE 1421
			3850303-3	14-1/4 x 23	HHB LE 1423
			/	14 x 17	4 Blades RH & LH
			/	14 x 19	HHB LE 1417 4(L)
			/	14 x 21	HHB LE 1419 4(L)
					HHB LE 1421 4(L)

SHAFTS / STERNGEARS

135 TO 300 HP - EXPRESS - INOX					
19 Splines					
53 to 130 Cv		HHB 504			3 Blades RH
3.0 to 8.2L		HHB 504			* (ou LH)
			3850307-4	14-1/4 x 17	HHB PA 1417
			3850308-2	14-1/4 x 19	HHB PA 1419
			3850309-0	14-1/4 x 21	HHB PA 1421
			3850310-8	14-1/4 x 23	HHB PA 1423
					4 Blades
			/	14 x 15	HHB PA 1415 4
			/	14 x 17	HHB PA 1417 4
			/	14 x 19	HHB PA 1419 4
			/	14 x 21	HHB PA 1421 4

BRACKETS / RUDDERS

135 TO 300 HP- EXPRESS - INOX					
15 Splines					
53 to 130 Cv		HHB 504			3 Blades RH/LH
3.0 to 8.2L		HHB 504	/	15 x 15	HHB VO 1515
			/	15 x 17	HHB VO 1517
			/	15 x 19	HHB VO 1519
			/	15 x 21	HHB VO 1521
					4 Blades RH/LH
			/	14-1/2 x 17	HHB VO 1417 4
			/	14-1/2 x 19	HHB VO 1419 4
			/	14-1/2 x 21	HHB VO 1421 4
			/	14-1/2 x 23	HHB VO 1423 4

ACCESSORIES

CASTOLDI WATERJETTS

YAMAHA OUTBOARD PROPELLERS

Engine	Year	Hub ref.	OEM Ref.	Ø x Pitch	Propeller Ref.
8 TO 18 HP - HUSTLER - ALUMINIUM					
8 Splines					
9.9 & 15 HP 2 Strokes	84 & +	HHB 205	63V-45945-00-EL	9 x 9	HHB R4 0909
F9.9 & F15 4 Strokes		HHB 205	683-45943-00-EL	9 x 10	HHB R4 0910
20 TO 35 HP - HUSTLER - ALUMINIUM					
10 Splines					
20 HP 2 Strokes	96/97	HHB 25			
25 HP 2 Strokes	80 & +	HHB 25	664-45947-01-EL	10-3/8 x 11	HHB R2 1011
25 HP 4 Strokes	98 & +	HHB 25	664-45949-02-EL	10-3/8 x 13	HHB R2 1013
30 HP 2 Strokes	79 & +	HHB 25			
40 TO 75 HP - HUSTLER - ALUMINIUM					
13 Splines					
40 / 50 HP 2 Strokes (except T50)	84 & +	HHB 12			
48 HP 2 Strokes	95 & +	HHB 12	663-45956-01-EL	12-1/2 x 8	HHB H1 1208
55 HP 2 Strokes	76/95	HHB 12	664-45947-01-EL	12 x 10-1/2	HHB H1 1210
FT 25 High Thrust	01 & +	HHB 12	663-45947-02-EL	10-7/8 x 11	HHB H1 1011
F30 4 Strokes	01 & +	HHB 12	6H5-45952-00-EL	10-3/4 x 12	HHB H1 1012
F40 4 Strokes	01 & +	HHB 12	6H5-45945-00-EL	10-1/2 x 13	HHB H1 1013
F40 4 Strokes	99 & +	HHB 12	663-45958-01-EL	10-3/8 x 14	HHB H1 1014
F50 4 Strokes	95 & +	HHB 12	6H5-45943-00-EL	10-1/8 x 15	HHB H1 1015
F60 4 Strokes	02 & +	HHB 12			
40 TO 150 HP - HUSTLER - ALUMINIUM					
15 Splines					
FT50 High Thrust	96 & +	HHB 500			
FT60 High Thrust	03 & +	HHB 500			
60 HP 2 Strokes	92 & +	HHB 500			
70 HP 2 Strokes	All	HHB 500			
75 HP 2 Strokes	94 & +	HHB 500			
F75 4 Strokes	03 & +	HHB 500	6E5-45954-00-EL	14 x 11	HHB LE1 1411
F80 4 Strokes	02 & +	HHB 500	6E5-45949-00-EL	14 x 13	HHB LE1 1413
85 HP 2 Strokes	90/96	HHB 500	6E5-45947-00-EL	13-3/4 x 15	HHB LE1 1315
90 HP 2 Strokes	98/01	HHB 500	6E5-45945-01-EL	13-1/4 x 17	HHB LE1 1317
F90 4 Strokes	03 & +	HHB 500	6E5-45941-00-EL	13-1/4 x 19	HHB LE1 1319
F100 4 Strokes	All	HHB 500	6E5-45943-00-EL	13-1/4 x 21	HHB LE1 1321
115 HP 2 Strokes	All	HHB 505			
F115 4 Strokes	00 & +	HHB 505			
130 HP 2 Strokes	84 & +	HHB 505			
* If propeller strikes trim tab, replace with Yamaha part # 6E5-45371-10					
135 TO 300 HP - HUSTLER - ALUMINIUM					
15 Splines					
150 HP 2 Strokes	86 & +	HHB 505			
150 HP 4 Strokes	04 & +	HHB 505			
175 / 200 HP 2 Strokes	84 & +	HHB 505	6G5-45941-00-98	15-1/4 x 15	3 Blades HHB LE 1515
200 HP 2 Strokes	84 & +	HHB 505	6G5-45947-01-98	14-1/2 x 17	HHB LE 1417
225 HP 2 Strokes	86 & +	HHB 505	6G5-45945-01-98	14-1/4 x 19	HHB LE 1419
250 HP 2 Strokes	90 & +	HHB 505	6G5-45943-01-98	14-1/4 x 21	HHB LE 1421
F225	02 & +	HHB 505	6G5-45949-01-98	14-1/4 x 23	HHB LE 1423
F250	05 & +	HHB 505	/	14 x 17	4 Blades RH & LH HHB LE 1417 4
300 HP 2 Strokes	03 & +	HHB 505	/	14 x 19	HHB LE 1419 4
Sterndrive 3.0 to 7.4 L		HHB 505	/	14 x 21	HHB LE 1421 4

YAMAHA OUTBOARD PROPELLERS

PROPELLERS

SHAFTS / STERNGEARS

BRACKETS / RUDDERS

ACCESSORIES

CASTOLDI WATERIETI

Engine	Year	Hub ref.	OEM Ref.	Ø x Pitch	Propeller Ref.
40 TO 75 HP - EXPRESS - INOX					
13 Splines					
40 / 50 HP 2 Strokes (except T50)	84 & +	HHB 12			
48 HP 2 Strokes	95 & +	HHB 12	/	12 x 9	HHB E1 1209
55 HP 2 Strokes	76/95	HHB 12	/	12 x 11	HHB E1 1211
FT 25 High Thrust	01 & +	HHB 12	/	12 x 13	HHB E1 1213
F30 4 Strokes	01 & +	HHB 12	663-45972-60-98	10-1/2 x 11	HHB E1 1011
F40 4 Strokes	99 & +	HHB 12	633-45970-60-98	10-1/2 x 12	HHB E1 1012
F50 4 Strokes	95 & +	HHB 12	633-45974-60-98	10-1/2 x 13	HHB E1 1013
F60 4 Strokes	02 & +	HHB 12	633-45930-00-98	10-1/2 x 14	HHB E1 1014
			633-45976-00-98	10-1/2 x 15	HHB E1 1015

40 TO 150 HP - EXPRESS - INOX					
15 Splines					
FT50 High Thrust	96 & +	HHB 500			
FT60 High Thrust	03 & +	HHB 500			
60 HP 2 Strokes	92 & +	HHB 500			
70 HP 2 Strokes	All	HHB 500			
75 HP 2 Strokes	94 & +	HHB 500			
F75 4 Strokes	03 & +	HHB 500	/	14 x 11	HHB PA1 1411
F80 4 Strokes	02 & +	HHB 500	/	14 x 13	HHB PA1 1413
85 HP 2 Strokes	90/96	HHB 500	688-45978-60-98	13-1/4 x 15	HHB PA1 1315
90 HP 2 Strokes	98/01	HHB 500	688-46930-02-98	13-1/4 x 17	HHB PA1 1317
F90 4 Strokes	03 & +	HHB 500	688-45970-03-98	13-1/4 x 19	HHB PA1 1319
F100 4 Strokes	All	HHB 500	688-45972-02-98	13-1/4 x 21	HHB PA1 1321
F115 4 Strokes	00 & +	HHB 505			
130 HP 2 Strokes	84 & +	HHB 505			

* If propeller strikes trim tab, replace with Yamaha part # 6E5-45371-10

135 TO 300 HP - EXPRESS - INOX					
15 Splines					
150 HP 2 Strokes	86 & +	HHB 505			
150 HP 4 Strokes	04 & +	HHB 505		3 Blades RH/LH	
175 / 200 HP 2 Strokes	84 & +	HHB 505	6G5-45978-03-98	14-1/4 x 17	HHB PA 1417
225 HP 2 Strokes	86 & +	HHB 505	6G5-45974-03-98	14-1/4 x 19	HHB PA 1419
250 HP 2 Strokes	90 & +	HHB 505	6G5-45972-02-98	14-1/4 x 21	HHB PA 1421
F225	02 & +	HHB 505	6G5-45976-01-98	14-1/4 x 23	HHB PA 1423
F250	05 & +	HHB 505	/	4 Blades	
300 HP 2 Strokes	03 & +	HHB 505	/	14 x 15	HHB PA 1415 4
Sterndrive 3.0 to 7.4 L		HHB 505	/	14 x 17	HHB PA 1417 4
			/	14 x 19	HHB PA 1419 4
			/	14 x 21	HHB PA 1421 4

* Please add "L" at the end of our code to order a Left Hand rotation propeller (LH)

DE 135 À 300 CV - EXPRESS - INOX					
15 Splines					
150 HP 2 Strokes	86 & +	HHB 505			
150 HP 4 Strokes	04 & +	HHB 505		3 Blades RH/LH	
175 / 200 HP 2 Strokes	84 & +	HHB 505	RH	15 x 15	HHB VO 1515
225 HP 2 Strokes	86 & +	HHB 505	6R4-45976-A0-00	15 x 17	HHB VO 1517
250 HP 2 Strokes	90 & +	HHB 505	6R4-45978-A0-00	15 x 19	HHB VO 1519
F225	02 & +	HHB 505	6R4-45970-A0-00	15 x 21	HHB VO 1521
F250	05 & +	HHB 505	6R4-45972-A0-00		
300 HP 2 Strokes	03 & +	HHB 505	/	4 Blades RH/LH	
Sterndrive 3.0 to 7.4 L		HHB 505	/	14-1/2 x 17	HHB VO 1417 4
			/	14-1/2 x 19	HHB VO 1419 4
			/	14-1/2 x 21	HHB VO 1421 4
			/	14-1/2 x 23	HHB VO 1423 4

* Please add "L" at the end of our code to order a Left Hand rotation propeller (LH)

VOLVO ALUMINIUM PROPELLERS

Replacement Duo-Prop propellers 100% compatible. These propellers are made of aluminum coated with black paint to prevent corrosion.

IMPORTANT: DUOPROP propellers should not be used separately or in cross reference, only pairs of the same reference.

DUO PROP TYPE A ALUMINIUM

The type A DuoProp Serie fit to DP280, 290 and comprising: a 3 blades LH propeller and a propeller 4 blades RH.



	MAUCOUR Ref.	OEM Ref.	OEM Ref. Front Propeller	OEM Ref. Rear Propeller
A3	HHB DP A3	854766	854776	854786
A4	HHB DP A4	854767	854777	854787
A5	HHB DP A5	854768	854778	854788
A6	HHB DP A6	854769	854779	854789
A7	HHB DP A7	854770	854780	854790



Other dimensions on request

DUO PROP TYPE B ALUMINIUM

The type B DuoProp Serie fit to DP280, 290 and comprising: a 3 blades LH propeller and a propeller 3 blades RH.



	MAUCOUR Ref.	OEM Ref.	OEM Ref. Front Propeller	OEM Ref. Rear Propeller
B3	HHB DP B3	854816	854824	854832
B4	HHB DP B4	854817	854825	854833
B5	HHB DP B5	854818	854826	854834
B6	HHB DP B6	854819	854827	854835
B7	HHB DP B7	854820	854828	854836



Other dimensions on request

ALUMINIUM VOLVO SX PROPELLERS

MAUCOUR Ref.	OEM Ref.	Designation
HHBVOLSX155130	3850298	Hélice Aluminium Volvo SX 15" 1/2 x 13"
HHBVOLSX155150	3850299	Hélice Aluminium Volvo SX 15" 1/2 x 15"
HHBVOLSX150170	3850300	Hélice Aluminium Volvo SX 15" x 17"



Other dimensions on request



PROPELLER SHAFT

We manufacture propeller shafts in different grades of steel and stainless steel. All stainless steel bars are bright ground finished according to very precise tolerances, then straightened, machined and checked before shipment.

«316L» STAINLESS STEEL

The 316L is a quality standard. Despite having good resistance to electrolysis, it has not the strength of Temet 25. For this reason at the same power, larger diameters are used. 316L fit perfectly to sailing boats and motor boats low powered. The 316L comes up to diameters of 200 mm and lengths of 10m.

«TEMET 26» STAINLESS STEEL

Ideal alternative for pleasure boats, Temet 26 is a new stainless

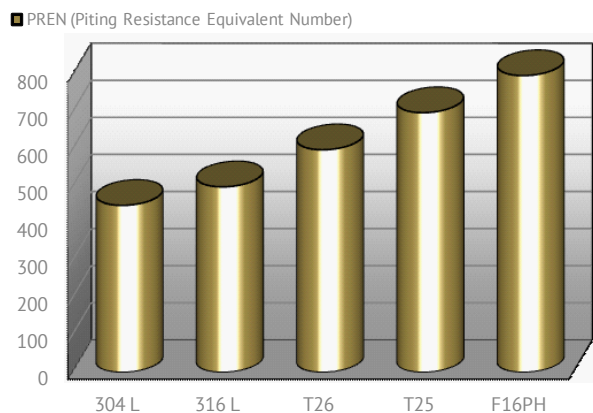
steel Duplex stemming from Temet 25, combining the advantages of the latter and the economic interest of a 316L.

«TEMET 25» STAINLESS STEEL

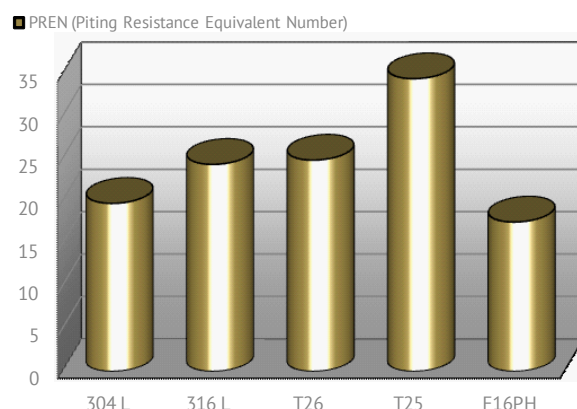
This material is the most efficient stainless steel on the market because it offers both the qualities of mechanical strength and important corrosion resistance. For this reason, it is the solution to all your problems.


The high mechanical strength of Temet 25 allows you to use it in a smaller diameter than the last. So you'll save money by reducing the sterntubes and bearings. The Temet 25 is provided to diameters up to 200mm and lengths of 10 m.

TRACTION RESISTANCE



ELECTROLISIS RESISTANCE IN MARINE ENVIRONMENT





SINGLE TAPERED SHAFT

Single tapered shaft allows you to cut the shaft to the desired length during installation and to mount a clamp coupling on it.

- ISO Tapered
- Supplied with fitted key
- Straightness 0.08mm
- Bright ground finished, tolerance h9

316L

Ø mm	Lg mm	1000	1250	1500	1750	2000	2500	Prop. Nut Anode + washer
22	Ref. ANIIB...	...22100	...22125	...22150	...22175	...22200	...22250	ECRKHB16150
25	Ref. ANIIB...	...25100	...25125	...25150	...25175	...25200	...25250	ECRKHB16150



Other dimensions on request

TEMET 26

Ø mm	Lg mm	1000	1250	1500	1750	2000	2500	2750	3000	Prop. Nut Anode + washer
30	Ref. ANYIB...	...30100	...30125	...30150	...30175	...30200	...30250	...30275	30300	ECRKHB20150
35	Ref. ANYIB...			...35150	...35175	...35200	...35250	...35275	...35300	ECRKHB2420035
40	Ref. ANYIB...			...40150	...40175	...40200	...40250	...40275	...40300	ECRKHB2420040
45	Ref. ANYIB...			...45150	...45175	...45200	...45250	...45275	...45300	ECRKHB30200
50	Ref. ANYIB...			...50150	...50175	...50200	...50250	...50275	...50300	ECRKHB36300



Other dimensions on request


TEMET 25

Ø mm	Lg mm	1000	1250	1500	1750	2000	2500	2750	3000	Prop. Nut Anode + washer
25.4	Ref. ANUIB...	...254100	...254125	...254150	...254175	...254200	...254250			ECRKHB16150
31.7	Ref. ANUIB...			...317150	...317175	...317200	...317250	...317275	...317300	ECRKHB20150
38.1	Ref. ANUIB...			...381150	...381175	...381200	...381250	...381275	...381300	ECRKHB2420040
44.45	Ref. ANUIB...			...444150	...444175	...444200	...444250	...444275	...444300	ECRKHB30200
50	Ref. ANUIB...			...50150	...50175	...50200	...50250	...50275	...50300	ECRKHB36300
50.8	Ref. ANUIB...			...508150	...508175	...508200	...508250	...508275	...508300	ECRKHB36300



Other dimensions on request

PROPELLER SHAFT



KEYED ON THE COUPLING FACE SHAFT

Keyed on the coupling face shaft provide better security for transmitting torque to the propeller.

- ISO Tapered
- Supplied with fitted key
- Straightness 0.08mm
- Bright ground finished, tolérance h9

316L

Ø mm	Lg mm	1000	1250	1500	1750	2000	2500	2750	3000	Prop. Nut Anode + washer
22	Ref. ANIIC...	...22100	...22125	...22150	...22175	...22200				ECRKHB16150
25	Ref. ANIIC...	...25100	...25125	...25150	...25175	...25200	...25250	...25275	...25300	ECRKHB16150



Other dimensions on request

TEMET 26

Ø mm	Lg mm	1000	1250	1500	1750	2000	2500	2750	3000	Prop. Nut Anode + washer
30	Ref. ANYIC...	...30100	...30125	...30150	...30175	...30200	...30250	...30275	...30300	ECRKHB20150
35	Ref. ANYIC...			...35150	...35175	...35200	...35250	...35275	...35300	ECRKHB2420035
40	Ref. ANYIC...			...40150	...40175	...40200	...40250	...40275	...40300	ECRKHB2420040
45	Ref. ANYIC...			...45150	...45175	...45200	...45250	...45275	...45300	ECRKHB30200
50	Ref. ANYIC...			...50150	...50175	...50200	...50250	...50275	...50300	ECRKHB36300



Other dimensions on request


TEMET 25

Ø mm	Lg mm	1000	1250	1500	1750	2000	2500	2750	3000	Prop. Nut Anode + washer
25.4	Ref. ANUIC...	...254100	...254125	...254150	...254175	...254200	...254250	...254275	...254300	ECRKHB16150
31.7	Ref. ANUIC...			...317150	...317175	...317200	...317250	...317275	...317300	ECRKHB20150
38.1	Ref. ANUIC...			...381150	...381175	...381200	...381250	...381275	...381300	ECRKHB2420040
44.45	Ref. ANUIC...			...444150	...444175	...444200	...444250	...444275	...444300	ECRKHB30200
50	Ref. ANUIC...			...50150	...50175	...50200	...50250	...50275	...50300	ECRKHB36300
50.8	Ref. ANUIC...			...508150	...508175	...508200	...508250	...508275	...508300	ECRKHB36300



Other dimensions on request

PROPELLER SHAFT



DOUBLE TAPERED SHAFT

Double tapered shaft are machined on the both sides, so they are reversible and can be used two times longer.

- ISO Tapered
- Supplied with fitted key
- Straightness 0.08mm
- Bright ground finished, tolerance h9

316L

Ø mm	Lg mm	1000	1250	1500	1750	2000	2500	2750	3000	Prop. Nut Anode + washer
22	Ref. ANIIK...	...22100	...22125	...22150	...22175	...22200	...22250	...22275	...22300	ECRKHB16150
25	Ref. ANIIK...	...25100	...25125	...25150	...25175	...25200	...25250	...25275	...25300	ECRKHB16150



Other dimensions on request

TEMET 26

Ø mm	Lg mm	1000	1250	1500	1750	2000	2500	2750	3000	Prop. Nut Anode + washer
30	Ref. ANYIK...	...30100	...30125	...30150	...30175	...30200	...30250	...30275	...30300	ECRKHB20150
35	Ref. ANYIK...			...35150	...35175	...35200	...35250	...35275	...35300	ECRKHB2420035
40	Ref. ANYIK...			...40150	...40175	...40200	...40250	...40275	...40300	ECRKHB2420040
45	Ref. ANYIK...			...45150	...45175	...45200	...45250	...45275	...45300	ECRKHB30200
50	Ref. ANYIK...			...50150	...50175	...50200	...50250	...50275	...50300	ECRKHB36300



Other dimensions on request

TEMET 25

Ø mm	Lg mm	1000	1250	1500	1750	2000	2500	2750	3000	Prop. Nut Anode + washer
25.4	Ref. ANUIK...	...254100	...254125	...254150	...254175	...254200	...254250			ECRKHB16150
31.7	Ref. ANUIK...			...317150	...317175	...317200	...317250	...317275	...317300	ECRKHB20150
38.1	Ref. ANUIK...			...381150	...381175	...381200	...381250	...381275	...381300	ECRKHB2420040
44.45	Ref. ANUIK...			...444150	...444175	...444200	...444250	...444275	...444300	ECRKHB30200
50	Ref. ANUIK...			...50150	...50175	...50200	...50250	...50275	...50300	ECRKHB36300
50.8	Ref. ANUIK...			...508150	...508175	...508200	...508250	...508275	...508300	ECRKHB36300



Other dimensions on request

PROPELLER NUT ANODE



Shaft Ø	Prop. Nut Anode + washer Reference	Anode only Reference	Washer Reference
22/25	ECRKHB16150	ANOZAVH1	FREHI1606035
30	ECRKHB20150	ANOZAVH2	FREHI2008045
35	ECRKHB2420035	ANOZAVH3	FREHI2410050
40	ECRKHB2420040	ANOZAVH4	FREHI2410057
45	ECRKHB30200	ANOZAVH5	FREHI3011067
50	ECRKHB36300	ANOZAVH6	FREHI3612077
60	ECRKHB45300	ANOZAVH7	FREHI4518095

Do not fit to Aluminum hull



Other dimensions on request

STAINLESS STEEL KEYS




Dimensions l x H x L in mm	Reference
6 x 6 x 35	CLI0606035
8 x 7 x 55	CLI0807055R
10 x 8 x 65	CLI1008065
12 x 8 x 75	CLI1208075
14 x 9 x 85	CLI1409085



Other dimensions on request

Z-NUTS IN STAINLESS STEEL



Shaft Ø	Thread	Ext. Ø	Reference
22/25	16x150	30	ECRZUI1615030
	16x200	35	ECRZUI1620035
30	20x150	45	ECRZUI2015045
	20x200	45	ECRZUI2020045
35/40	24x200	50	ECRZUI24200
	26x200	50	ECRZUI26200

Suggested on small units where the hull is aluminum.



Other dimensions on request

OGIVE NUTS IN ALUMINIUM BRONZE



Shaft Ø	Thread	Ext. Ø	Reference
40	24x200	68	ECROUC6824200
45	30x200	68	ECROUC6830200
	30x200	77	ECROUC7730200
	36x300	68	ECROUC6836300
50/55	36x300	77	ECROUC7736300
	36x300	95	ECROUC9536300
60/65	42x300	95	ECROUC9542300
70/75	48x300	95	ECROUC9548300

Suggested for small and medium units.



Other dimensions on request

HEXAGONAL NUTS IN ALUMINIUM BRONZE



Shaft Ø	Thread	Ext. Ø	Reference
60/65	42x300	105	ECRHUC10542300
	42x300	112	ECRHUC11242300
70/75	48x300	112	ECRHUC11248300
	48x300	122	ECRHUC12248300
80/85	56x300	112	ECRHUC11256300
	56x300	122	ECRHUC12256300
90/95	64x300	128	ECRHUC12864300
	64x300	140	ECRHUC14064300
	64x300	147	ECRHUC14764300
100	72x300	140	ECRHUC14072300
	72x300	188	ECRHUC18872300
110	80x300	188	ECRHUC18880300
120	90x300	188	ECRHUC18890300
130/140	100x300	223	ECRHUC223100300

Typically used on workboats



Other dimensions on request

STEEL WASHER FOR COUPLINGS



Designation	Reference
M14	QUIRAPM14
M20	QUIRAPM20
M22	QUIRAPM22
M24	QUIRAPM24
M27	QUIRAPM27
M30	QUIRAPM30
M32	QUIRAPM32
M33	QUIRAPM33
M36	QUIRAPM36
M42	QUIRAPM42
M48	QUIRAPM48



Other dimensions on request

316L STAINLESS STEEL WASHER FOR COUPLINGS



Shaft Ø	Reference
60/65	FRETI060
70/75	FRETI070090
80/85/90	FRETILA080/085/090
95/100	FRETILA095/100
95/100/110/115	FRETILA110/115



Other dimensions on request

COUPLING STEEL LOCK WASHER



Shaft Ø	Reference
70	TOUR070
75	TOUR075
80	TOUR080
90	TOUR090
95	TOUR095
100	TOUR100
110	TOUR110
120	TOUR120
140	TOUR150



Other dimensions on request

CUTLESS BEARINGS



STANDARD CUTLESS BEARINGS

The performance of the Aqualube marine bearing is based on the unique design of the bearing surfaces. The angle created by the grooves and the bearing surface accentuates the propeller shaft lubrication.

The Aqualube bearing outer shell is manufactured from either corrosion resistant naval brass or non-metallic phenolic resin. The inner bearing material is a tough synthetic nitrile rubber specially compounded to give a high resistance to abrasion and wear whilst providing effective noise and vibration damping. The flow of water through the bearing dissipates heat and flushes and harmful abrasive substances from the bearing as well as keeping the metal and rubber surfaces apart thereby reducing friction losses.

Bearings fitted to struts tend to be self-lubricated, but it is important that sterntube bearings receive an adequate water supply in order to facilitate optimal performance.

The water supply can often be in the form of a bleed-off from the engine cool system.

Brass and Non-metallic shelled series

Brass and non-metallic shelled series bearings are manufactured to suit imperial and metric shafts. The metric range covers shaft sizes from 20mm up to 150mm diameter. The imperial range covers all standard shafts from 3/4" up to 6" diameter. Special bearings and sizes can be supplied to suit customers' requirements.

Technical Data

Our design office is at your service for all technical data needed like maximum operating propshaft RPM, maximal load, lubrication flow...

RUBBER BEARINGS

FLANGED RUBBER BEARINGS (in mm)			
SHAFT Ø	EXT Ø	LENGTH	Reference
22	34	55	COUEMA022034
22	36	75	COUEMA022036
25	34	55	COUEMA025034
25	36	75	COUEMA025036
25	40	100	COUEMA025040
28	40	90	COUEMA028040
30	40	90	COUEMA030040
34	50.8	91	COUEMA034508
40	50.8	120	COUEMA040508
40	57.8	122	COUEMA040578
46	64.8	115	COUEMA046648

RUBBER BEARINGS (in mm)			
SHAFT Ø	EXT Ø	LENGTH	Reference
22	29	75	COUEMS022029
22	34	85	COUEMS022034
25	34	85	COUEMS025034
25	36	80	COUEMS025036
30	40	100	COUEMS030040

BRASS SHELLLED - COUACH (in mm)			
SHAFT Ø	EXT Ø	LENGTH	Reference
25	34	110	COUBBC2534110
28	34	110	COUBBC2834110
34	40	130	COUBBC3440130
40	46	180	COUBBC4046180
30	40	100	COUEMS030040



 Other dimensions on request

CUTLESS BEARINGS

BRASS AND PHENOLIC SHELLED BEARINGS (METRIC IN MM)

SHAFT Ø	EXT Ø	LENGTH (mm)	Brass Reference	Phenolic Reference
20	35	80	COUBMS020035	COURMS020035
22	35	88	COUBMS022035	COURMS022035
25	40	100	COUBMS025040	COURMS025040
28	42	112	COUBMS028042	COURMS028042
30	40	120	COUBMS030040	COURMS030040
30	45	120	COUBMS030045	COURMS030045
32	45	128	COUBMS032045	COURMS032045
35	50	140	COUBMS035050	COURMS035050
38	55	152	COUBMS038055	COURMS038055
40	50.8	120	-	COURMS040508/01
40	57.8	122	-	COURMS040578/01
40	55	160	COUBMS040055	COURMS040055
42	60	168	COUBMS042060	COURMS042060
45	65	180	COUBMS045065	COURMS045065
50	70	200	COUBMS050070	COURMS050070
55	75	220	COUBMS055075	COURMS055075
60	80	240	COUBMS060080	COURMS060080
65	85	260	COUBMS065085	COURMS065085
70	90	280	COUBMS070090	COURMS070090
75	95	300	COUBMS075095	COURMS075095
80	100	320	COUBMS080100	COURMS080100
85	105	340	COUBMS085105	COURMS085105
90	110	360	COUBMS090110	COURMS090110
95	115	380	COUBMS095115	COURMS095115
100	125	400	COUBMS100125	COURMS100125
105	130	420	COUBMS105130	COURMS105130
110	135	440	COUBMS110135	COURMS110135
115	145	460	COUBMS115145	COURMS115145
120	155	480	COUBMS120155	COURMS120155



BRASS AND PHENOLIC SHELLED BEARINGS (METRIC & IMPERIAL)

SHAFT Ø	EXT Ø	LENGTH (mm)	Brass Reference	Phenolic Reference
20	1"3/8	80	COUBNS020138	COURNS020138
22	1"3/8	88	COUBNS022138	COURNS022138
25	1"1/2	100	COUBNS025112	COURNS025112
28	1"5/8	112	COUBNS028158	COURNS028158
30	1"3/4	120	COUBNS030134	COURNS030134
32	1"3/4	128	COUBNS032134	COURNS032134
35	1"7/8	140	COUBNS035178	COURNS035178
38	2"	152	COUBNS038200	COURNS038200
40	2"1/8	160	COUBNS040218	COURNS040218
42	2"3/8	168	COUBNS042238	COURNS042238
45	2"3/8	180	COUBNS045238	COURNS045238
50	2"5/8	200	COUBNS050258	COURNS050258
55	2"7/8	220	COUBNS055278	COURNS055278
55	3"	220	COUBNS055300	COURNS055300



Other dimensions on request

CUTLESS BEARINGS

BRASS AND PHENOLLIC SHELLED BEARINGS (METRIC & IMPERIAL)

SHAFT Ø	EXT Ø	LENGTH (mm)	Brass Reference	Phenollic Reference
60	3"	240	COUBNS060300	COURNS060300
60	3"1/4	240	COUBNS060314	COURNS060314
70	3"3/4	279.4	COUBNS070334	COURNS070334
75	4"	304.8	COUBNS075400	COURNS075400
80	4"	320	COUBNS080400	COURNS080400
90	4"1/2	360	COUBNS090412	COURNS090412



 Other dimensions on request

BRASS AND PHENOLLIC SHELLED BEARINGS (IMPERIAL IN INCH)

SHAFT Ø	EXT Ø	LENGTH (mm)	Brass Reference	Phenollic Reference
3/4	1.1/4	3	COUBIS034114	COURIS034114
7/8	1.1/4	3.1/2	COUBIS078114	COURIS078114
7/8	1.3/8	3.1/2	COUBIS078138	COURIS078138
7/8	1.1/2	3.1/2	COUBIS078112	COURIS078112
1	1.1/4	4	COUBIS100114	COURIS100114
1	1.3/8	4	COUBIS100138	COURIS100138
1	1.1/2	4	COUBIS100112	COURIS100112
1	1.5/8	4	COUBIS100158	COURIS100158
1	2	4	COUBIS100200	COURIS100200
1.1/8	1.1/2	4.1/2	COUBIS118112	COURIS118112
1.1/8	1.5/8	4.1/2	COUBIS118158	COURIS118158
1.1/8	1.3/4	4.1/2	COUBIS118134	COURIS118134
1.1/8	2	4.1/2	COUBIS118200	COURIS118200
1.1/4	1.1/2	5	COUBIS114112	COURIS114112
1.1/4	1.5/8	5	COUBIS114158	COURIS114158
1.1/4	1.3/4	5	COUBIS114134	COURIS114134
1.1/4	2	5	COUBIS114200	COURIS114200
1.1/4	2.1/8	5	COUBIS114218	COURIS114218
1.3/8	1.7/8	5.1/2	COUBIS138178	COURIS138178
1.3/8	2	5.1/2	COUBIS138200	COURIS138200
1.3/8	2.1/8	5.1/2	COUBIS138218	COURIS138218
1.3/8	2.3/8	5.1/2	COUBIS138238	COURIS138238
1.1/2	2	6	COUBIS112200	COURIS112200
1.1/2	2.1/8	6	COUBIS112218	COURIS112218
1.1/2	2.3/8	6	COUBIS112238	COURIS112238
1.1/2	2.1/2	6	COUBIS112212	COURIS112212
1.5/8	2.1/8	6.1/2	COUBIS158218	COURIS158218
1.5/8	2.5/8	6.1/2	COUBIS158258	COURIS158258
1.3/4	2.3/8	7	COUBIS134238	COURIS134238
1.3/4	2.5/8	7	COUBIS134258	COURIS134258
1.7/8	2.5/8	7.1/2	COUBIS178258	COURIS178258
1.7/8	2.15/16	7.1/2	COUBIS178215	COURIS178215
2	2.5/8	8	COUBIS200258	COURIS200258
2	2.3/4	8	COUBIS200234	COURIS200234
2	3	8	COUBIS200300	COURIS200300
2.1/8	2.3/4	8.1/2	COUBIS218234	COURIS218234
2.1/8	2.15/16	8.1/2	COUBIS218215	COURIS218215
2.1/8	3.1/8	8.1/2	COUBIS218318	COURIS218318



CUTLESS BEARINGS

BRASS AND PHENOLIC SHELLED BEARINGS(IMPERIAL IN INCH)

SHAFT Ø	EXT Ø	LENGTH (mm)	Brass Reference	Phenolic Reference
2.1/4	3	9	COUBIS214300	COURIS214300
2.1/4	3.1/8	9	COUBIS214318	COURIS214318
2.1/4	3.3/8	9	COUBIS214338	COURIS214338
2.3/8	3	9.1/2	COUBIS238300	COURIS238300
2.3/8	3.1/8	9.1/2	COUBIS238318	COURIS238318
2.3/8	3.3/8	9.1/2	COUBIS212338	COURIS212338
2.1/2	3	10	COUBIS212300	COURIS212300
2.1/2	3.1/8	10	COUBIS212318	COURIS212318
2.1/2	3.1/4	10	COUBIS212314	COURIS212314
2.1/2	3.3/8	10	COUBIS212338	COURIS212338
2.1/2	3.1/2	10	COUBIS212312	COURIS212312
2.5/8	3.3/8	10.1/2	COUBIS258338	COURIS258338
2.5/8	3.1/2	10.1/2	COUBIS258312	COURIS258312
2.3/4	3.3/8	11	COUBIS234338	COURIS234338
2.3/4	3.1/2	11	COUBIS234312	COURIS234312
2.3/4	3.3/4	11	COUBIS234334	COURIS234334
2.7/8	3.1/2	11.1/2	COUBIS278312	COURIS278312
2.7/8	3.3/4	11.1/2	COUBIS278334	COURIS278334
3	3.3/4	12	COUBIS300334	COURIS300334
3	4	12	COUBIS300400	COURIS300400
3.1/8	4.1/4	12.1/2	COUBIS318414	COURIS318414
3.1/4	4	13	COUBIS314400	COURIS314400
3.1/4	4.1/4	13	COUBIS314414	COURIS314414
3.3/8	4.1/8	13.1/2	COUBIS338418	COURIS338418
3.3/8	4.1/2	13.1/2	COUBIS338412	COURIS338412
3.1/2	4.1/4	14	COUBIS312414	COURIS312414
3.1/2	4.1/2	14	COUBIS312412	COURIS312412
3.5/8	4.1/2	14.1/2	COUBIS358412	COURIS358412
3.3/4	4.1/2	15	COUBIS334412	COURIS334412
3.3/4	5	15	COUBIS334500	COURIS334500
3.3/4	5.1/4	15	COUBIS334514	COURIS334514
3.7/8	5.1/4	15.1/2	COUBIS378514	COURIS378514
4	5	16	COUBIS400500	COURIS400500
4	5.1/4	16	COUBIS400514	COURIS400514
4.1/8	5.1/4	16.1/2	COUBIS418514	COURIS418514
4.1/4	5.1/4	17	COUBIS414514	COURIS414514



Other dimensions on request



SPECIFIC BEARINGS

For specific applications, such as working in difficult conditions, high radial loads, or custom sizes, we can supply custom bearings with different type of materials: Vesconite Hi-Lube, D-Glide, Feroform T14, Enirosafe from Wärtsilä which could be

delivered in 2 parts to make the fitting easier or bearings made in polyacetal, Vesconite, bronze or spheroidale graphite iron for oil lubricated stentubes. We stay at your disposal to study the best material for your application.

FEROFORM T14

Density	1.32 g/cm ³
Compressive strength	310 Mpa
Water Absorption	2.5%
Friction Coefficient	0.16 - 0.255
Maximum Operating Temperature	100 °C



D-GLIDE

Density	1.25 - 1.6 g/cm ³
Compressive strength	275 - 435 Mpa
Water Absorption	0.15 - 0.3%
Friction Coefficient	0.05 - 0.2
Maximum Operating Temperature	80 - 200 °C



VESCONITE HI-LUBE

Density	1.38 g/cm ³
Compressive strength	99 Mpa
Water Absorption	0.5%
Friction Coefficient	0.09
Maximum Operating Temperature	117 °C



ENVIROSAFE WÄRTSILÄ

Density	1.34 g/cm ³
Compressive strength	80 Mpa
Water Absorption	0.2 %
Friction Coefficient	0.1 - 0.2
Maximum Operating Temperature	130 °C



Other materials on request



EPOXY STERNTUBE TO BE RESINED

This mounting is recommended when there is a need for intermediate bearing between the bracket and the coupling. It is also used as a conventional sterntube, but in this case it is necessary to ensure that it does not exceed too much of the stern to avoid a harmful cantilever.

This system includes an epoxy tube to be resined and a cutless bearing used as rear bearing. Available in two standard lengths, the customer can adjust the length of the tube at its convenience. It is possible to provide different lengths tubes upon request.

Depending on the application, a water inlet, usually connected to the engine cooling system can be set up on the tube close to the seal.

Shaft Ø (mm)	Int/Ext Tube Ø (mm)	Ref.
22	36/42	COUEMA022036
25	36/42	COUEMA025036
25	40/46	COURMS025040
30	40/46	COUEMA030040
30	40/46	COURMS030040
30	45/54	COURMS030045
35	50.8/58	COURIS138200
38.1	50.8/58	COURIS112200
40	55/67	COURMS040055
45	60/70	COURNS045238
50	70/82	COURMS050070
60	80/100	COURMS060080

Option: Water inlet



Other dimensions on request

How to order an epoxy sterntube...

With phenolic shelled bearing

Code = TUBETEPR(ShaftØ)(Int&Ext Tube Ø)(tube length in mm)

With Rubber bearing

Code = TUBETEPE(ShaftØ)(Int&Ext Tube Ø)(tube length in mm)

Example:

- Shaft Ø30, tube Ø40/46, length 500mm : TUBETE-PR3040460500

- Shaft Ø45, tube Ø60/70, length 1000mm : TUBETE-PR4560701000



HULL TUBE TO BE RESINED

This mounting is used when there is no need for an intermediate bearing between the bracket and the coupling. The system includes an epoxy tube to be resined available in two standard lengths, the customer can adjust at its convenience.

We can supply tubes at the length you need.

Depending on the application, a water inlet, usually connected to the engine cooling system can be set up on the tube close to the seal.

Shaft Ø (mm)	Int/Ext Tube Ø (mm)	Ref.
22	36/42	TUBPCEPD223642+lg
25	40/46	TUBPCEPD254046+lg
30	40/46	TUBPCEPD304046+lg
30	45/54	TUBPCEPD304554+lg
35	50.8/58	TUBPCEPD355058+lg
38.1	50.8/58	TUBPCEPD3815058+lg
40	55/67	TUBPCEPD405567+lg
45	60/70	TUBPCEPD456070+lg
50	70/82	TUBPCEPD507082+lg
60	80/100	TUBPCEPD608092+lg

We can also supplied this tubes in brass



Other dimensions on request

STERNTUBE / HULL TUBE



As epoxy hull tube, this mounting is used when there is no need for an intermediate bearing between the bracket and the coupling. The system includes an epoxy tube to be resined available in two standard lengths, the customer can adjust at its convenience.

The system includes a stainless steel tube with a welded flange, the whole need to be stratified.

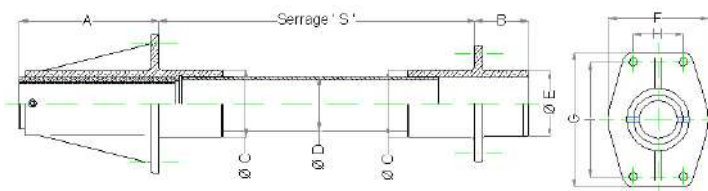
Depending on the application, a water inlet or air injection may be introduced on the tube near the seal.

STAINLESS STEEL HULL TUBE TO BE RESINED

Shaft Ø (mm)	Ext. Ø (mm)	Flange Ø (mm)	Length (mm)	Reference
30	54	90	112	TUBPCIN30
35	54	90	112	TUBPCIN35
38.1	60	90	175	TUBPCIN38.1
40	60	90	175	TUBPCIN40
45	76	120	120	TUBPCIN45
50	76	120	120	TUBPCIN50
55	89	130	120	TUBPCIN55
60	89	130	120	TUBPCIN60



Other materials on request



This mounting is used when the engine / gearbox is mounted on soft pads, and there is no need for intermediate bearing between the rear bearing and coupling.

It comprises of a spacer tube, a water scoop outer bearing and an inboard flexible gland assembly. The bearing is lubricated by water supplied from the engine cooling system. This is injected into the sterntube through the inboard flexible gland.

BRONZE FLANGED STERNTUBE

The length of the tube is defined by the tightened measurement 'S' given by customer.

Depending on the application, a water inlet, usually connected to the engine cooling system can be set up on the tube close to the seal.

Shaft Ø (mm)	A	B	Ø C	int./ext. Ø D	Ø E	F	G	H	I
22	85	40	40	27.3/33.7 Inox	34	50	80	0	60
25	90	40	45	30/38 Laiton	42	62	90	0	70
30	110	40	48	36.6/42.1 Inox	45	62	90	0	70
35	135	47	56	40/48 Laiton	54	80	120	40	100
40	160	50	65	44/56 Bronze	61	100	150	50	120
45	210	62	85	60/70 Laiton	72	120	200	60	160
50	210	62	85	60/70 Laiton	72	120	200	60	160
55	225	65	100	70/80 Laiton	88	150	220	55	175
60	225	65	100	70/80 Laiton	88	150	220	55	175



Other materials on request

WATER LUBRICATED STERNGEAR

For decades MAUCOUR equipped professional boats with these types of systems which have proven reliable and requires low maintenance.

These mountings are used when there is a need for intermediate bearing.

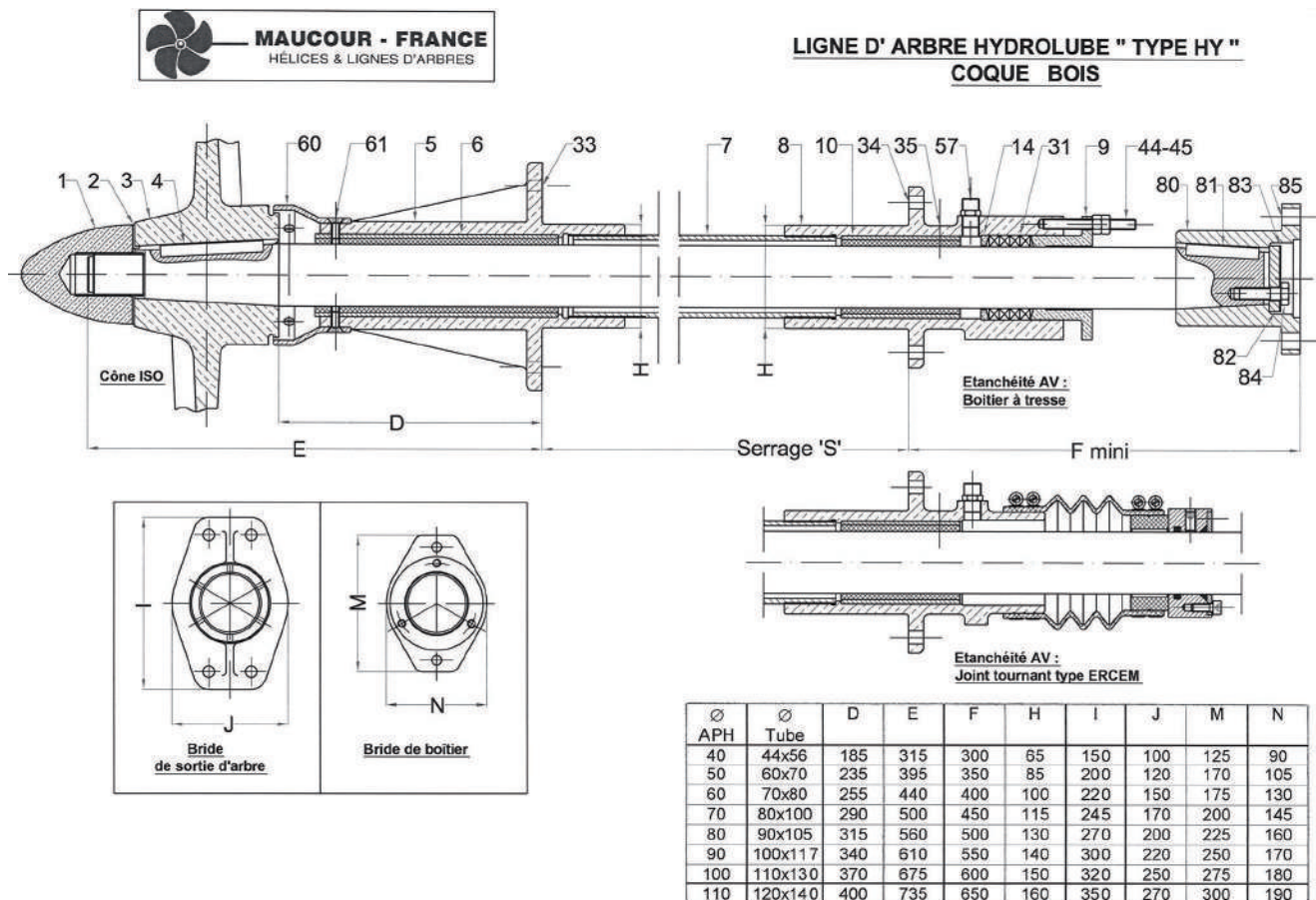
The design and implementation of all this elements are made in our factory, enabling us to monitor the production and ongoing monitoring of quality.

All these sterngears could be approved by various classification societies.

WOOD HULL

This system includes an external water lubricated bearing complete assembly with an integral rope guard, a bronze spacer tube and in the front part bearing/gland assembly, The length of the tube is defined by the measurement 'S' given by the customer.

Depending on the application, a water inlet, usually connected to the engine cooling system can be set up on the tube close to the seal.

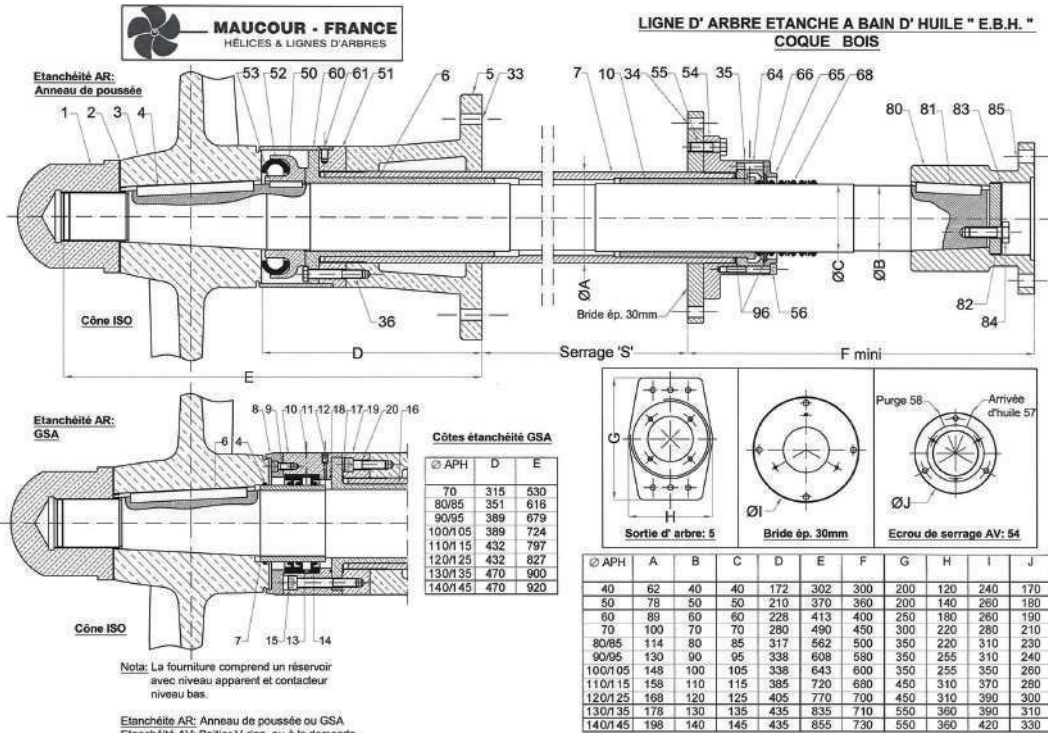


Please contact us for more technical information if you have a project

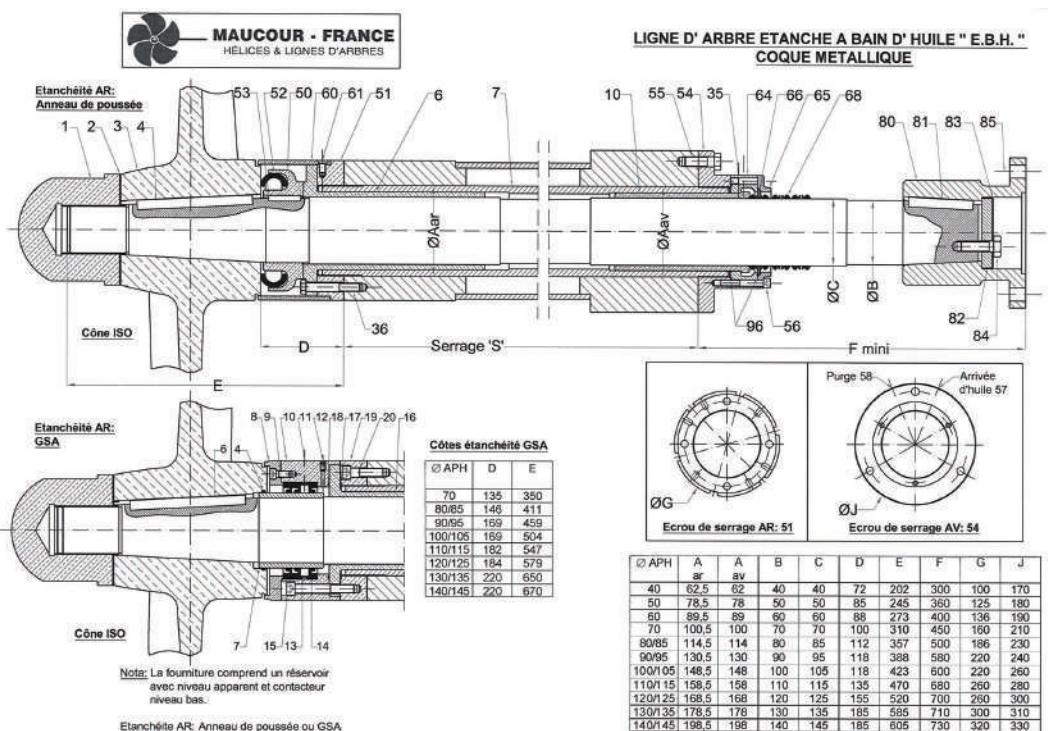
OIL LUBRICATED STERNGEAR

Oil lubricated shaft lines are used to equip professional boats, irrespective of the material of the shell. We offer a standard version with a front seal type V-ring and a rear seal with rotating seal / thrust ring or GSA housing.

WOOD HULL



METAL HULL

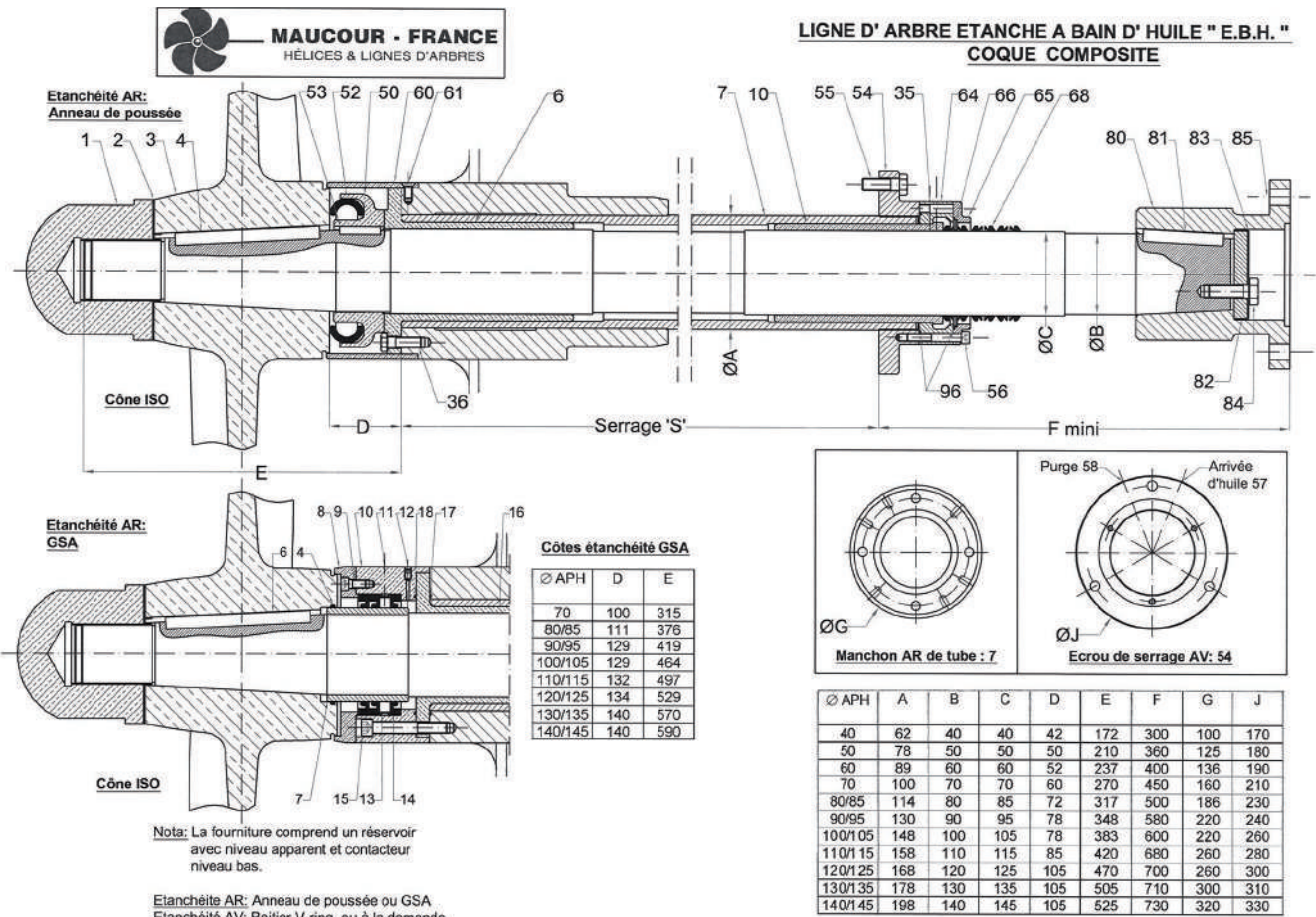


Please contact us for more technical information if you have a project

OIL LUBRICATED STERNGEAR

Oil lubricated shaft lines are used to equip professional boats, irrespective of the material of the shell. We offer a standard version with a front seal type V-ring and a rear seal with rotating seal / thrust ring or GSA housing.

GRP HULL



Please contact us for more technical information if you have a project



ERCEM

Operating principles:

ERCEM seal is a mechanical seal which operate thanks to the friction of the rotating stainless steel ring and static carbon ring.

The nitrile bellows fixed to the stern tube with collars 316L provides compression between the steel ring and the carbon ring .

The rotating seal ERCEM tolerate misalignment and provides a perfect axial sealing thanks to the two O-rings mounted in the stainless steel ring and radial by pressing the carbon and stainless steel ring .

Our ERCEM sealing are mounted on propeller shaft but also on rudders .

Two systems :

- The standard model without inlet manufactured , used and recognized for several decades .

Availability: Any diameter of metric or imperial shaft 22 to 115mm

Application: Sailing - Fishing - Passenger boats - fast boats ...

- Direct evolution of the ERCEM : The ERCEM GV. This system is particularly suitable for fast boats (above 20 knots) when sterntube empties himself by depression due to speed. It can be use too for boat without water or air inlet on sterntube, improving considerably the lubrication of water lubricate bearing, with reduction of electrolytic reactions caused by the water stagnation in sterntube.

CARBON/GRAPHITE RING

Rings are produced with Isomolded, very fine grain, high strength, high density, isotropic graphite resin impregnated for high mechanical and sealing applications.

This material may tolerate temperatures up to 200 ° Celsius. Rings are produced on CNC machines to ensure a glossy surface state on the contact face.

Depending on the application, the carbon ring may be provided with polyamide fitting to provide better lubrication in water or air vent. We use a non-metallic material to avoid electrolytic phenomena.




STAINLESS STEEL RING

316L stainless steel rings are machined on CNC machine to ensure a perfect surface condition and exacting tolerances. The rings are slipped onto the shaft and held in place by 3 setscrews cup end in stainless steel 316L.

The rings are also equipped with two O-rings in nitrile to ensure a perfect seal.

Concerning stainless steel rings for shaft above Ø55mm, they are composed of two parties to facilitate mounting.



BELLOW

ERCEM can be fitted with two different types of bellows :

- First one, simple bellows are made of an elastomer and is particularly used for recreational with shaft diameters up to 41.275mm (1" 5/8).

- Second one, reinforced bellows are made of high strength reinforced nitrile covered by Aramid more known as Kevlar®. It can be mounted on our entire range. Its advantages are increased resistance to petrochemicals products, UV, cuts, strains and also to high temperatures.

Our range of bellows is tested under high pressure in our workshops to return to our quality criteria.



WATER PICK UP KITS

Water Pick-Up Kits include everything needed to connect your ERCEM to a point in the engine's raw water cooling system: Brass Tees, hose and 316L clamps.

Reference	Référence
Water pick up kits- Tee 3/4"	ERCKIT1
Water pick up kits-- Tee 1"	ERCKIT2
Water pick up kits-- Tee 1"1/4	ERCKIT3
Water pick up kits-- Tee 1"1/2	ERCKIT4



ERCEM SEALS IN FEW WORDS

- The ERCEM is a 100% French origin
- With an experience of several decades, it is known for its reliability.
- Ecological: no lubrication using petrochemical material.
- Economic:
 - * No maintenance required
 - * No greasing
 - * No lip seals replacement
 - * No braid packing to tighten the stuffy box
 - * No shaft wear due to friction of lip seals or braid
- Tolerates misalignment and offers perfect axial sealing

They trust us:

ALLAIS - ALLURES YACHTING - ALUTECH - CATANA - COUACH - CNB - CHANTIER NAVAL DELAVERGNE - DINTRA BV - H2X - OCEA - MICHIGAN WHEEL MARINE EUROPE - NSI - SIBIRIL - STX FRANCE - TRANSMETAL INDUSTRIE - UFAST - UFIN ...

COMPLETE STANDARD ERCEM

Description:

L = total length (the dimension 'L' is given as "indicative" without compression)


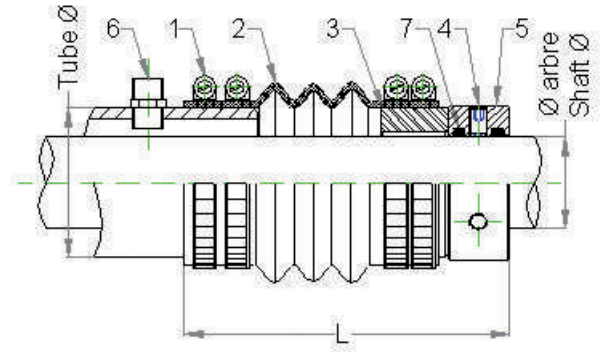
C = compression

+ or - 2 mm (simple)

+ or - 4 mm (reinforced)

(1) Stainless steel clamps (2) Simple or reinforced bellow (3) Carbon ring (4) Stainless steel screw (5) Stainless steel ring (6) Water inlet (7) O'rings

Depending on the application, a water inlet or an air inlet (6) must be fitted to the tube as close to the seal as possible (consult us).



SHAFT Ø	TUBE Ø	Simple Bellow	L	C	Reinforced Bellow	L	C
22	33/39	ERCCO15002201	110	6			
22	41/46	ERCCO15002203	113	6	ERCCO15002204	153	14
22	49/56				ERCCO15002205	153	14
25	41/46	ERCCO15002501	113	6	ERCCO15002502	153	14
25	53/62	ERCCO15002503	116	6	ERCCO15002504	160	10
25.4 (1")	41/46	ERCCO150025401	113	6	ERCCO150025402	153	14
25.4 (1")	53/62	ERCCO150025403	116	6	ERCCO150025404	160	10
28	41/46	ERCCO15002801	118	6	ERCCO15002802	158	14
28	53/62	ERCCO15002803	121	6	ERCCO15002804	165	10
28	64/70				ERCCO15002805	165	10
28.6(1"1/8)	41/46	ERCCO150028601	118	6	ERCCO150028602	158	14
28.6(1"1/8)	53/62	ERCCO150028603	121	6	ERCCO150028604	165	10
30	41/46	ERCCO15003001	118	6	ERCCO15003002	158	14
30	53/62	ERCCO15003003	121	6	ERCCO15003004	165	10
30	64/70				ERCCO15003005	165	10
31.75(1"1/4)	41/46	ERCCO150031701	118	6	ERCCO150031702	158	14
31.75(1"1/4)	53/62	ERCCO150031703	121	6	ERCCO150031704	165	10
31.75(1"1/4)	53/62	ERCCO15003401	121	6	ERCCO15003402	165	10
34	64/70				ERCCO15003404	163	10
34	75/84				ERCCO15003405	173	14
35	53/62	ERCCO15003501	121	6	ERCCO15003502	165	10
35	64/70				ERCCO15003504	163	10
35	75/84				ERCCO15003505	173	14
38.1(1"1/2)	53/62	ERCCO150038101	121	6	ERCCO150038102	165	10
38.1(1"1/2)	64/70				ERCCO150038104	163	10
40	64/70				ERCCO15004004	165	10
40	75/84				ERCCO15004005	175	14
40	53/62	ERCCO150041201	123	6	ERCCO150041202	167	10

ERCEM SEALS

SHAFT Ø	TUBE Ø	Reinforced Bellow	L	C
41.2(1"5/8)	64/70	ERCCO150041204	165	10
41.2(1"5/8)	75/84	ERCCO150041205	175	14
44,45(1"3/4)	64/70	ERCCO150044401	167	10
44,45(1"3/4)	75/84	ERCCO150044402	177	14
45	64/70	ERCCO15004501	167	10
45	75/84	ERCCO15004502	177	14
47.6(1"7/8)	64/70	ERCCO150047601	167	10
47.6(1"7/8)	75/84	ERCCO150047602	177	14
50	75/84	ERCCO15005001	179	14
50	88/93	ERCCO15005002	189	14
50	94/100	ERCCO15005003	189	14
50.8(2")	75/84	ERCCO150050801	179	14
50.8(2")	88/93	ERCCO150050802	189	14
50.8(2")	94/100	ERCCO150050803	189	14
55	75/84	ERCCO15005501	196	14
55	88/93	ERCCO15005502	206	14
55	94/100	ERCCO15005503	206	14
57.15(2"1/4)	75/84	ERCCO150057101	196	14
57.15(2"1/4)	88/93	ERCCO150057102	206	14
57.15(2"1/4)	94/100	ERCCO150057103	206	14
60	88/93	ERCCO15006001	206	14
60	94/100	ERCCO15006002	206	14
60	104/114	ERCCO15006003	256	25
63.5(2"1/2)	88/93	ERCCO150063501	206	14
63.5(2"1/2)	94/100	ERCCO150063502	206	14
63.5(2"1/2)	104/114	ERCCO150063503	256	25
65	88/93	ERCCO15006501	206	14
65	94/100	ERCCO15006502	206	14
65	104/114	ERCCO15006503	256	25
70	104/114	ERCCO15007001	256	25
70	122/132	ERCCO15007002	279	25
75	104/114	ERCCO15007501	256	25
75	122/132	ERCCO15007502	279	25
76.2 (3")	104/114	ERCCO150076201	257	25
76.2 (3")	122/132	ERCCO150076202	279	25
80	104/114	ERCCO15008001	257	25
80	122/132	ERCCO15008002	279	25
82.55 (3"1/4)	104/114	ERCCO150082501	257	25
82.55 (3"1/4)	122/132	ERCCO150082502	279	25
85	122/132	ERCCO15008501	279	25
90	122/132	ERCCO15009001	279	25
95	150/155	ERCCO15009501	287	25
100	150/155	ERCCO15010001	287	25
110	160/165	ERCCO15011001	287	25
110	170/175	ERCCO15011002	287	25
115	160/165	ERCCO15011501	287	25
115	170/175	ERCCO15011502	287	25



PROPELLERS

SHAFTS / STERNGEARS

BRACKETS / RUDDERS

ACCESSORIES

CASTOLDI WATERJETTS

ERCEM SEALS

STANDARD ERCEM SEAL SPARE PARTS



ERCEM REFERENCE	BELLOW	CARBON RING	STAINLESS STEEL RING
ERCCO15002201	ERCSO15100001	ERCBC15200001	ERCBI15302201
ERCCO15002203	ERCSO15100002	ERCBC15200002	ERCBI15302201
ERCCO15002204	ERCSO15100003	ERCBC15200002	ERCBI15302201
ERCCO15002205	ERCSO15100003	ERCBC15200001	ERCBI15302201
ERCCO15002501	ERCSO15100002	ERCBC15200003	ERCBI15302501
ERCCO15002502	ERCSO15100003	ERCBC15200003	ERCBI15302501
ERCCO15002503	ERCSO15100004	ERCBC15200004	ERCBI15302501
ERCCO15002504	ERCSO15100005	ERCBC15200004	ERCBI15302501
ERCCO150025401	ERCSO15100002	ERCBC15200003	ERCBI153025401
ERCCO150025402	ERCSO15100003	ERCBC15200003	ERCBI153025401
ERCCO150025403	ERCSO15100004	ERCBC15200004	ERCBI153025401
ERCCO150025404	ERCSO15100005	ERCBC15200004	ERCBI153025401
ERCCO15002801	ERCSO15100002	ERCBC15200005	ERCBI15302801
ERCCO15002802	ERCSO15100003	ERCBC15200005	ERCBI15302801
ERCCO15002803	ERCSO15100004	ERCBC15200006	ERCBI15302801
ERCCO15002804	ERCSO15100005	ERCBC15200006	ERCBI15302801
ERCCO15002805	ERCSO15100005	ERCBC15200005	ERCBI15302801
ERCCO150028601	ERCSO15100002	ERCBC15200005	ERCBI153028601
ERCCO150028602	ERCSO15100003	ERCBC15200005	ERCBI153028601
ERCCO150028603	ERCSO15100004	ERCBC15200006	ERCBI153028601
ERCCO150028604	ERCSO15100005	ERCBC15200006	ERCBI153028601
ERCCO15003001	ERCSO15100002	ERCBC15200005	ERCBI15303001
ERCCO15003002	ERCSO15100003	ERCBC15200005	ERCBI15303001
ERCCO15003003	ERCSO15100004	ERCBC15200006	ERCBI15303001
ERCCO15003004	ERCSO15100005	ERCBC15200006	ERCBI15303001
ERCCO15003005	ERCSO15100005	ERCBC15200005	ERCBI15303001
ERCCO150031701	ERCSO15100002	ERCBC15200005A	ERCBI153031701
ERCCO150031702	ERCSO15100003	ERCBC15200005A	ERCBI153031701
ERCCO150031703	ERCSO15100004	ERCBC15200006A	ERCBI153031701
ERCCO150031704	ERCSO15100005	ERCBC15200006A	ERCBI153031701
ERCCO15003401	ERCSO15100004	ERCBC15200007	ERCBI15303401
ERCCO15003402	ERCSO15100005	ERCBC15200007	ERCBI15303401
ERCCO15003404	ERCSO15100006	ERCBC15200008	ERCBI15303401
ERCCO15003405	ERCSO15100007	ERCBC15200008	ERCBI15303401
ERCCO15003501	ERCSO15100004	ERCBC15200007	ERCBI15303501
ERCCO15003502	ERCSO15100005	ERCBC15200007	ERCBI15303501
ERCCO15003504	ERCSO15100006	ERCBC15200008	ERCBI15303501
ERCCO15003505	ERCSO15100007	ERCBC15200008	ERCBI15303501
ERCCO150038101	ERCSO15100004	ERCBC15200007A	ERCBI153038101
ERCCO150038102	ERCSO15100005	ERCBC15200007A	ERCBI153038101
ERCCO150038104	ERCSO15100006	ERCBC15200008A	ERCBI153038101
ERCCO150038105	ERCSO15100007	ERCBC15200008A	ERCBI153038101
ERCCO15004001	ERCSO15100004	ERCBC15200009	ERCBI15304001
ERCCO15004002	ERCSO15100005	ERCBC15200009	ERCBI15304001
ERCCO15004004	ERCSO15100006	ERCBC15200010	ERCBI15304001
ERCCO15004005	ERCSO15100007	ERCBC15200010	ERCBI15304001
ERCCO150041201	ERCSO15100004	ERCBC15200009	ERCBI153041201
ERCCO150041202	ERCSO15100005	ERCBC15200009	ERCBI153041201

PROPELLERS

SHAFTS / STERNGEARS

BRACKETS / RUDDERS

ACCESSORIES

CASTOLDI WATERJETTS

ERCEM SEALS

STANDARD ERCEM SEAL SPARE PARTS



ERCEM REFERENCE	BELLOW	CARBON RING	STAINLESS STEEL RING
ERCCO150041204	ERCSO15100006	ERCBC15200010	ERCBI153041201
ERCCO150041205	ERCSO15100007	ERCBC15200010	ERCBI153041201
ERCCO150044401	ERCSO15100006	ERCBC15200011	ERCBI153044401
ERCCO150044402	ERCSO15100007	ERCBC15200011	ERCBI153044401
ERCCO15004501	ERCSO15100006	ERCBC15200011	ERCBI15304501
ERCCO15004502	ERCSO15100007	ERCBC15200011	ERCBI15304501
ERCCO150047601	ERCSO15100006	ERCBC15200011	ERCBI153047601
ERCCO150047602	ERCSO15100007	ERCBC15200011	ERCBI153047601
ERCCO15005001	ERCSO15100007	ERCBC15200013	ERCBI15305001
ERCCO15005002	ERCSO15100008	ERCBC15200014	ERCBI15305001
ERCCO15005003	ERCSO15100008	ERCBC15200014A	ERCBI15305001
ERCCO150050801	ERCSO15100007	ERCBC15200013	ERCBI153050801
ERCCO150050802	ERCSO15100008	ERCBC15200014	ERCBI153050801
ERCCO150050803	ERCSO15100008	ERCBC15200014A	ERCBI153050801
ERCCO15005501	ERCSO15100007	ERCBC15200013A	ERCBI15305501
ERCCO15005502	ERCSO15100008	ERCBC15200014B	ERCBI15305501
ERCCO15005503	ERCSO15100008	ERCBC15200014C	ERCBI15305501
ERCCO150057101	ERCSO15100007	ERCBC15200013A	ERCBI153057102
ERCCO150057102	ERCSO15100008	ERCBC15200014B	ERCBI153057102
ERCCO150057103	ERCSO15100008	ERCBC15200014C	ERCBI153057102
ERCCO15006001	ERCSO15100008	ERCBC15200015	ERCBI15306001
ERCCO15006002	ERCSO15100008	ERCBC15200015A	ERCBI15306001
ERCCO15006003	ERCSO15100009	ERCBC15200016	ERCBI15306001
ERCCO150063501	ERCSO15100008	ERCBC15200015	ERCBI153063501
ERCCO150063502	ERCSO15100008	ERCBC15200015A	ERCBI153063501
ERCCO150063503	ERCSO15100009	ERCBC15200016	ERCBI153063501
ERCCO15006501	ERCSO15100008	ERCBC15200015B	ERCBI15306501
ERCCO15006502	ERCSO15100008	ERCBC15200015C	ERCBI15306501
ERCCO15006503	ERCSO15100009	ERCBC15200016B	ERCBI15306501
ERCCO15007001	ERCSO15100009	ERCBC15200017	ERCBI15307001
ERCCO15007002	ERCSO15100010	ERCBC15200019	ERCBI15307001
ERCCO15007501	ERCSO15100009	ERCBC15200017A	ERCBI15307501
ERCCO15007502	ERCSO15100010	ERCBC15200019A	ERCBI15307501
ERCCO150076201	ERCSO15100009	ERCBC15200018	ERCBI153076201
ERCCO150076202	ERCSO15100010	ERCBC15200020	ERCBI153076201
ERCCO15008001	ERCSO15100009	ERCBC15200018	ERCBI15308001
ERCCO15008002	ERCSO15100010	ERCBC15200020	ERCBI15308001
ERCCO150082501	ERCSO15100009	ERCBC15200018A	ERCBI153082501
ERCCO150082502	ERCSO15100010	ERCBC15200020	ERCBI153082501
ERCCO15008501	ERCSO15100010	ERCBC15200020A	ERCBI15308501
ERCCO15009001	ERCSO15100010	ERCBC15200021A	ERCBI15309001
ERCCO15009501	ERCSO15100011	ERCBC15200024	ERCBI15309501
ERCCO15010001	ERCSO15100011	ERCBC15200022	ERCBI15310001
ERCCO15011001	ERCSO15100012	ERCBC15200023	ERCBI15311001
ERCCO15011002	ERCSO15100013	ERCBC15200023	ERCBI15311001
ERCCO15011501	ERCSO15100012	ERCBC15200023A	ERCBI15311501
ERCCO15011502	ERCSO15100013	ERCBC15200023A	ERCBI15311501

ERCEM GV SEAL

Description:

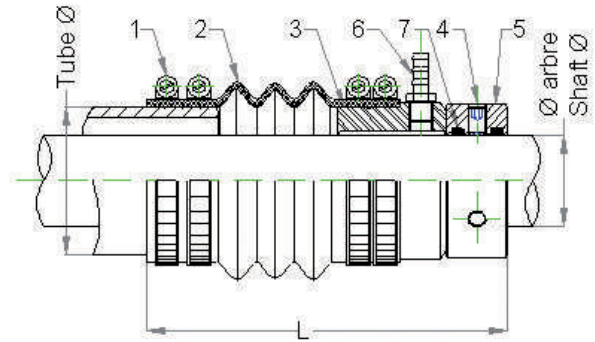
L = total length (the dimension 'L' is given as "indicative" without compression)

C = compression

+ or - 2 mm (simple)

+ or - 4 mm (reinforced)

- (1) Stainless steel clamps (2) Reinforced bellow (3) Carbon ring (4) Stainless steel screw (5) Stainless steel ring (6) Water inlet (7) O'rings



SHAFT Ø	TUBE Ø	Reinforced Bellow	L	C
25	41/46	ERCCO16002502	169	14
25	53/62	ERCCO16002504	176	10
25.4 (1")	41/46	ERCCO16025402	169	14
25.4 (1")	53/62	ERCCO16025404	176	10
28	41/46	ERCCO16002802	174	14
28	53/62	ERCCO16002804	181	10
28	64/70	ERCCO16002805	181	10
28.6(1.1/8")	41/46	ERCCO160028602	174	14
28.6(1.1/8")	53/62	ERCCO160028604	181	10
30	41/46	ERCCO16003002	174	14
30	53/62	ERCCO16003004	181	10
30	64/70	ERCCO16003005	181	10
31.75(1.1/4")	41/46	ERCCO160031702	174	14
31.75(1.1/4")	53/62	ERCCO160031704	181	10
34	53/62	ERCCO16003402	181	10
34	64/70	ERCCO16003404	179	10
34	75/84	ERCCO16003405	189	14
35	53/62	ERCCO16003502	181	10
35	64/70	ERCCO16003504	179	10
35	75/84	ERCCO16003505	189	14
38.1(1.1/2")	53/62	ERCCO160038102	181	10
38.1(1.1/2")	64/70	ERCCO160038104	179	10
38.1(1.1/2")	75/84	ERCCO160038105	189	14
40	53/62	ERCCO16004002	189	10
40	64/70	ERCCO16004004	187	10
40	75/84	ERCCO16004005	197	14

SHAFT Ø	TUBE Ø	Reinforced Bellow	L	C
41.2 (1.5/8")	53/62	ERCCO160041202	189	10
41.2 (1.5/8")	64/70	ERCCO160041204	187	10
41.2 (1.5/8")	75/84	ERCCO160041205	197	14
44,45(1.3/4")	64/70	ERCCO160044401	189	10
44,45(1.3/4")	75/84	ERCCO160044402	199	14
45	64/70	ERCCO16004501	189	10
45	75/84	ERCCO16004502	199	14
47.6(1.7/8")	64/70	ERCCO160047601	189	10
47.6(1.7/8")	75/84	ERCCO160047602	199	14
50	75/84	ERCCO16005001	199	14
50	88/93	ERCCO16005002	212	14
50	94/100	ERCCO16005003	212	14
50.8 (2 ")	75/84	ERCCO160050801	199	14
50.8 (2 ")	88/93	ERCCO160050802	212	14
50.8 (2 ")	94/100	ERCCO160050803	212	14
55	75/84	ERCCO16005501	216	14
55	88/93	ERCCO16005502	229	14
55	94/100	ERCCO16005503	229	14
57.15(2.1/4")	75/84	ERCCO160057101	216	14
57.15(2.1/4")	88/93	ERCCO160057102	229	14
57.15(2.1/4")	94/100	ERCCO160057103	229	14
60	88/93	ERCCO16006001	229	14
60	94/100	ERCCO16006002	229	14
60	104/114	ERCCO16006003	279	25
63.5(2.1/2")	88/93	ERCCO160063501	229	14
63.5(2.1/2")	94/100	ERCCO160063502	229	14
63.5(2.1/2")	104/114	ERCCO160063503	279	25

ERCEM SEALS

ERCEM GV SEAL SPARE PARTS



ERCEM GV REFERENCE	BELLOW	CARBON RING	STAINLESS STEEL RING
ERCCO16002502	ERCSO15100003	ERCBC15500003	ERCBI15302501
ERCCO16002504	ERCSO15100005	ERCBC15500004	ERCBI15302501
ERCCO06025402	ERCSO15100003	ERCBC15500003	ERCBI153025401
ERCCO16025404	ERCSO15100005	ERCBC15500004	ERCBI153025401
ERCCO16002802	ERCSO15100003	ERCBC15500005	ERCBI15302801
ERCCO16002804	ERCSO15100005	ERCBC15500006	ERCBI15302801
ERCCO16002805	ERCSO15100005	ERCBC15500005	ERCBI15302801
ERCCO160028602	ERCSO15100003	ERCBC15500005	ERCBI153028601
ERCCO160028604	ERCSO15100005	ERCBC15500006	ERCBI153028601
ERCCO16003002	ERCSO15100003	ERCBC15500005	ERCBI15303001
ERCCO16003004	ERCSO15100005	ERCBC15500006	ERCBI15303001
ERCCO16003005	ERCSO15100005	ERCBC15500005	ERCBI15303001
ERCCO160031702	ERCSO15100003	ERCBC15500005A	ERCBI153031701
ERCCO160031704	ERCSO15100005	ERCBC15500006A	ERCBI153031701
ERCCO16003402	ERCSO15100005	ERCBC15500007	ERCBI15303401
ERCCO16003404	ERCSO15100006	ERCBC15500008	ERCBI15303401
ERCCO16003405	ERCSO15100007	ERCBC15500008	ERCBI15303401
ERCCO16003502	ERCSO15100005	ERCBC15500007	ERCBI15303501
ERCCO16003504	ERCSO15100006	ERCBC15500008	ERCBI15303501
ERCCO16003505	ERCSO15100007	ERCBC15500008	ERCBI15303501
ERCCO160038102	ERCSO15100005	ERCBC15500007A	ERCBI153038101
ERCCO160038104	ERCSO15100006	ERCBC15500008A	ERCBI153038101
ERCCO160038105	ERCSO15100007	ERCBC15500008A	ERCBI153038101
ERCCO16004002	ERCSO15100005	ERCBC15500009	ERCBI15304001
ERCCO16004004	ERCSO15100006	ERCBC15500010	ERCBI15304001
ERCCO16004005	ERCSO15100007	ERCBC15500010	ERCBI15304001
ERCCO160041202	ERCSO15100005	ERCBC15500009	ERCBI153041201
ERCCO160041204	ERCSO15100006	ERCBC15500010	ERCBI153041201
ERCCO160041205	ERCSO15100007	ERCBC15500010	ERCBI153041201
ERCCO160044401	ERCSO15100006	ERCBC15500011	ERCBI153044401
ERCCO160044402	ERCSO15100007	ERCBC15500011	ERCBI153044401
ERCCO16004501	ERCSO15100006	ERCBC15500011	ERCBI15304501
ERCCO16004502	ERCSO15100007	ERCBC15500011	ERCBI15304501
ERCCO160047601	ERCSO15100006	ERCBC15500011	ERCBI153047601
ERCCO160047602	ERCSO15100007	ERCBC15500011	ERCBI153047601
ERCCO16005001	ERCSO15100007	ERCBC15500013	ERCBI15305001
ERCCO16005002	ERCSO15100008	ERCBC15500014	ERCBI15305001
ERCCO16005003	ERCSO15100008	ERCBC15500014A	ERCBI15305001
ERCCO160050801	ERCSO15100007	ERCBC15500013	ERCBI153050801
ERCCO160050802	ERCSO15100008	ERCBC15500014	ERCBI153050801
ERCCO160050803	ERCSO15100008	ERCBC15500014A	ERCBI153050801
ERCCO16005501	ERCSO15100007	ERCBC15500013A	ERCBI15305501
ERCCO16005502	ERCSO15100008	ERCBC15500014B	ERCBI15305501
ERCCO16005503	ERCSO15100008	ERCBC15500014C	ERCBI15305501
ERCCO160057101	ERCSO15100007	ERCBC15500013A	ERCBI153057102
ERCCO160057102	ERCSO15100008	ERCBC15500014B	ERCBI153057102
ERCCO160057103	ERCSO15100008	ERCBC15500014C	ERCBI153057102
ERCCO16006001	ERCSO15100008	ERCBC15500015	ERCBI15306001
ERCCO16006002	ERCSO15100008	ERCBC15500015A	ERCBI15306001
ERCCO16006003	ERCSO15100009	ERCBC15500016	ERCBI15306001
ERCCO160063501	ERCSO15100008	ERCBC15500015	ERCBI153063501
ERCCO160063502	ERCSO15100008	ERCBC15500015A	ERCBI153063501
ERCCO160063503	ERCSO15100009	ERCBC15500016	ERCBI153063501

PROPELLERS

SHAFTS / STERNGEARS

BRACKETS / RUDDERS

ACCESSORIES

CASTOLDI WATERJETTS

GTX SEALS



The GTX seal, manufactured from high performance materials, gives a perfect watertight seal. GTX seal is fitted with a reinforced neoprene hose and stainless steel clamps and is very easy to install. It should be regularly greased.

Sizes available : For shaft diameter from 40 mm
Application: Workboats - Fast cruisers

GTX SEALS

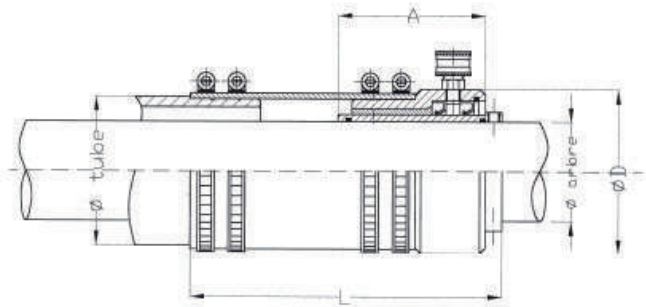
Description:

- | | |
|---------------|------------------------|
| 1. O'Rings | 6. Fluorescent bearing |
| 2. Sleeve | 7. Body |
| 3. SST clip | 8. Greaser |
| 4. Lips seals | 9. Hose and clamps |
| 5. SST ring | 10. Allen wrench |



COMPLET GTX

SHAFT Ø	TUBE Ø	D	A	L	Reference
40	60/63	75	95	198	GTXC013004001
45	70/73	80	97	200	GTXC013004501
50	80/83	85	107	225	GTXC013005001
55	85/88	100	112	225	GTXC013005501
60	90/93	105	112	230	GTXC013006001
70	100/103	116	112	230	GTXC013007001
80	110/113	124	127	265	GTXC013008001
90	120/123	132	127	265	GTXC013009001
100	130/133	140	132	275	GTXC013010001



GTX SPARE PARTS KITS

You must regularly check the condition of your GTX seal and change replacement parts when it is necessary:

- Spare Kit N° 1 : Lip seals - O'rings - Stainless steel clip
- Spare Kit N° 2 : Stainless steel sleeve (c/w O'rings)
- Spare Kit N° 3 : Body fitted with the Fluorescent bearing – Lip seals - Greaser

SHAFT Ø	Spare Parts Kit N°1	Spare Parts Kit N°2	Spare Parts Kit N°3
40	GTXX1 13004001	GTXX2 13004001	GTXX3 13004001
45	GTXX1 13004501	GTXX2 13004501	GTXX3 13004501
50	GTXX1 13005001	GTXX2 13005001	GTXX3 13005001
55	GTXX1 13005501	GTXX2 13005501	GTXX3 13005501
60	GTXX1 13006001	GTXX2 13006001	GTXX3 13006001
70	GTXX1 13007001	GTXX2 13007001	GTXX3 13007001
80	GTXX1 13008001	GTXX2 13008001	GTXX3 13008001
90	GTXX1 13009001	GTXX2 13009001	GTXX3 13009001
100	GTXX1 13010001	GTXX2 13010001	GTXX3 13010001

FLEXIBLE GLANDS



The flexible gland is a classic, traditional seal. It is connected to the stern tube with a rubber hose and stainless steel clamps. The seal is effected by packing rings contacting the propeller shaft. This type of seal requires greasing each time the engine is used and the packing rings should be regularly adjusted.

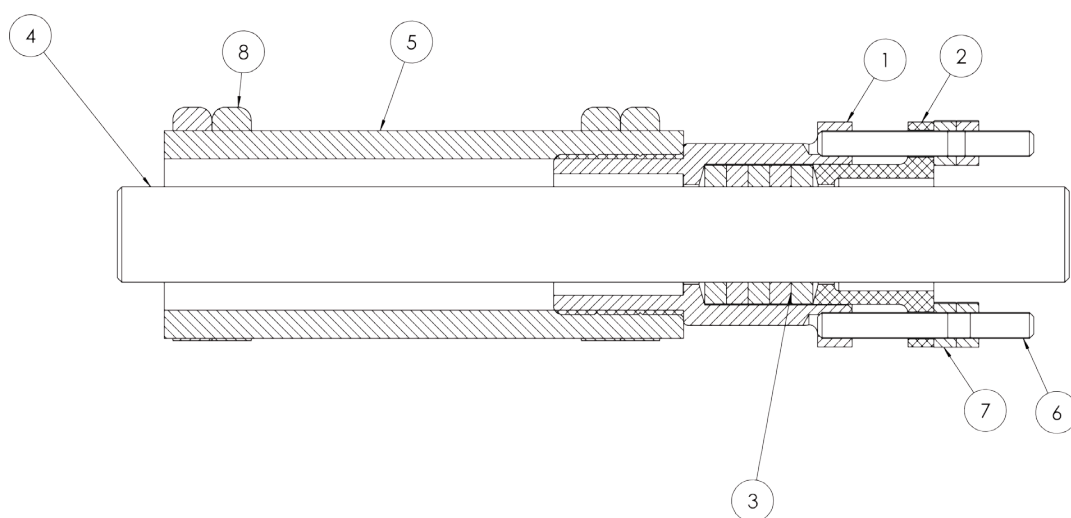
Size available : for shaft diameters from 22 - 60mm (other sizes available on request)

Application: Leisure craft - Fishing

FLEXIBLE GLANDS

Descriptif :

- 1/2. Seal Gland
- 3. Packing
- 4. Shaft
- 5. Hose
- 6. Tige filetée
- 7. Bolt
- 8. 316L Clamps



SHAFT Ø	Ext. Ø Stern-tube (mm)	Total Length (mm)	Hose Length (mm)	Packing (mm)	Reference
22	35	201	120	5 x 5	BTR022035
22	40	171	120	5 x 5	BTR022040
25	40	171	120	5 x 5	BTR025040
25	45	201	150	5 x 5	BTR025045
30	45	201	150	5 x 5	BTR030045
30	50	201	150	5 x 5	BTR030050
30	55	201	150	5 x 5	BTR030055
35	50	201	150	5 x 5	BTR035050
35	55	201	150	5 x 5	BTR035055
35	60	231	180	5 x 5	BTR035060
40	60	255	180	6 x 6	BTR040060
40	65	255	180	6 x 6	BTR040060
45	70/73	225	/	8 x 8	BTR045_BSGBU
50	70/73 ou 80/83	275 ou 235	/	10 x 10	BTR050_BSGBU
55	85/88 ou 90/93	295 ou 245	/	12 x 12	BTR055_BSGBU
60	85/88 ou 90/93	295 ou 245	/	/	BTR060_BSGBU



SURESEAL

OPERATING PRINCIPLE

The Sureseal consists of a bellows to be mounted on the sterntube and fixed by two clamps. An inner bearing allows the lineage of the seal on the shaft. The bearing is lubricated with a water injection and grooves in the bore. The seal on the propeller shaft is made by a lip seal.

PRODUCT OVERVIEW

Key components/features of the SureSeal include:

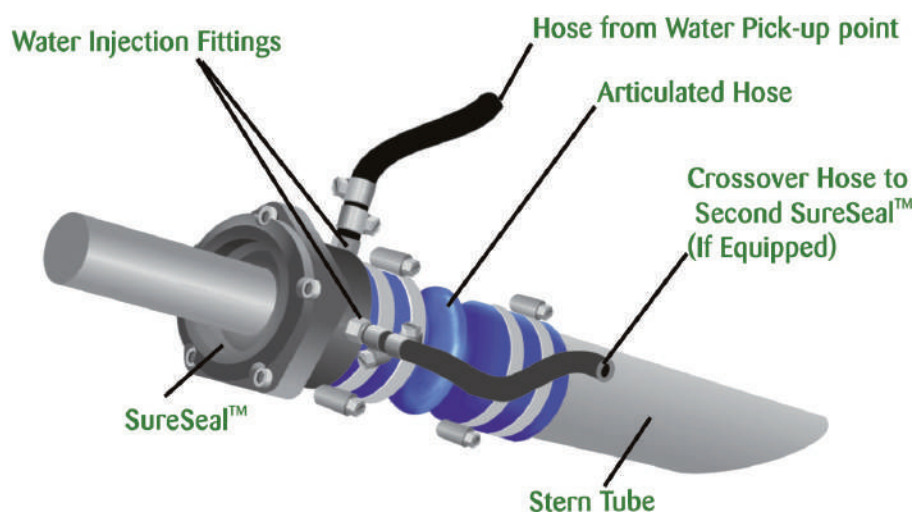
- **Housing:** Made from fiber-reinforced composite material, the housing is stronger, smaller and more durable. Dimensionally unaffected by temperature changes, the SureSeal will not absorb water.

- **Bearing:** The integral PTFE bearing extends the useful operating life of the SureSeal under normal operating conditions. Should the water injection system fail to provide lubrication to the lip seal and bearing surface, the integrity of the SureSeal PTFE bearing and fiber-reinforced housing is unaffected. This feature allows the vessel operator to simply replace the worn lip seal, restoring the "100% watertight" characteristic of the SureSeal.

- **Hose:** Connecting the SureSeal to the boat has been made easier via an «articulating» hose. Matched to each housing size, the hose design positions the unit relative to the stern tube so that the required operating clearance is achieved without measurement (simplifying installation). This greatly reduces the side loads to the SureSeal when shaft misalignment occurs (as much as 1/4» in any direction), extending lip seal and bearing life.

- **Hose Clamps:** The hose clamps themselves are an improved design which won't tear or mar the hose surface, require less tightening force and adjust to the changes in the hose diameter caused by variations in temperature and pressure.

- **Seal Replacement:** The new design incorporates a removable front cap which allows access to the lip seal making it easier to remove and replace, especially in «cramped quarters».



BEFORE ORDERING

SureSeals™ are sold with their corresponding hoses only. To determine which parts to order and whether or not you have sufficient space for their installation, you need to measure «A» the shaft diameter and «B» the O.D. of the stern tube (which corresponds to the hose I.D.).

Find the combination of these two dimensions in the following table and the corresponding part numbers.

For each model SureSeal™, find dimension "C" and confirm that there is AT LEAST this much CLEAN, SMOOTH shaft before the stern tube available for locating the unit.

Next, the diameter «D» should be noted. Confirm that a minimum distance of 1/4 inch can be maintained between the body of the unit and any other part of the boat (hull, stringers, etc.) to allow for any lateral shaft movement.

In twin-engine applications, SureSeals™ may be ordered with an optional second injection fitting to accommodate a crossover line between SureSeals™.

If you want your unit to have one injection fitting, please make

the last digit of the part number «0».

For two injection fittings @ 90° please make the last digit «1».

For two injection fittings @ 45° make the last digit "2".

For two injection fittings @ 120° make the last digit "3".

(Seals 3" and larger all have two fittings @ 90°)

Examples:

SURK-1500-3000-0

1 1/2" Shaft OD

3" Stern Tube OD

1 injection fitting

SURKM-040-060-1

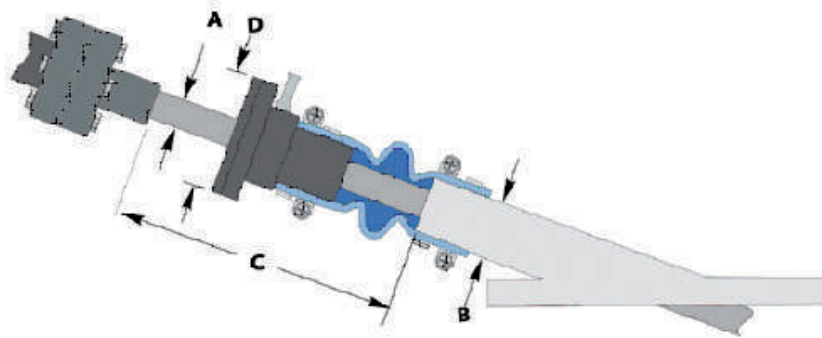
40 mm Shaft OD

60 mm Stern Tube OD

2 injection fitting @ 90°

Builders Note:

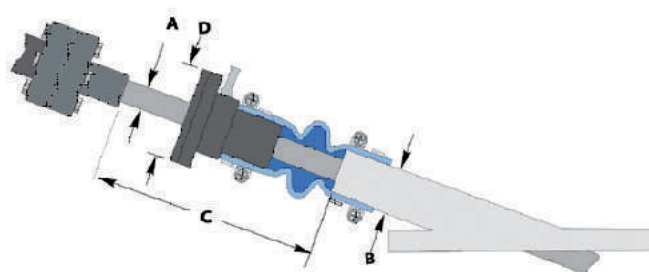
SureSeals are sold as complete kits which include Seal, Articulated Hose, and ABA/ AWAB Clamps. Call us for kit pricing and part numbers.



NOTE: The following sizes are currently available. Call us if the size you need is not listed.

SURESEAL TIDES

SHAFT Ø (Inch)	HOSE ID +/- 2 mm		Minimum Distance (Inch)	Part Ø (Inch)	Code Complete Sureseal® Hose & Clamp included
	A	B			
1 3/8		2	7	4 1/8	SURK13752000X
1 3/8		2 1/4	7	4 1/8	SURK13752250X
1 3/8		2 3/8	7	4 1/8	SURK13752375X
1 3/8		2 1/2	7	4 1/8	SURK13752500X
1 3/8		2 5/8	7	4 1/8	SURK13752625X
1 1/2		2 1/4	7	4 3/8	SURK15002375X
1 1/2		2 1/2	7	4 3/8	SURK15002500X
1 1/2		2 5/8	7	4 3/8	SURK15002625X
1 1/2		3	7	4 3/8	SURK15003000X
1 1/2		3 1/2	7	4 3/8	SURK15003500X
1 3/4		2 1/2	7	4 3/8	SURK17502500X
1 3/4		2 3/4	7	4 3/8	SURK17502750X
1 3/4		3	7	4 3/8	SURK17503000X
1 3/4		3 1/2	7	4 3/8	SURK17503500X
1 3/4		4	7	4 3/8	SURK17504000X
2		3	7	4 7/8	SURK20003000X
2		3 1/4	7	4 7/8	SURK20003250X
2		3 1/2	7	4 7/8	SURK20003500X
2		4	7	4 7/8	SURK20004000X
2		4 1/2	7	4 7/8	SURK20004500X
2 1/4		3	7	4 7/8	SURK22503000X
2 1/4		3 1/2	7	4 7/8	SURK22503500X
2 1/4		3 3/4	7	4 7/8	SURK22503750X
2 1/4		4	7	4 7/8	SURK22504000X
2 1/4		4 1/2	7	4 7/8	SURK22504500X
2 1/2		3 1/2	7	5 3/8	SURK25003500X
2 1/2		4	7	5 3/8	SURK25004000X
2 1/2		4 1/4	7	5 3/8	SURK25004250X
2 1/2		4 1/2	7	5 3/8	SURK25004500X
2 1/2		5	7	5 3/8	SURK25005000X
2 3/4		4	7	5 3/8	SURK27504000X
2 3/4		4 1/2	7	5 3/8	SURK27504500X
2 3/4		5	7	5 3/8	SURK27505000X
3		4	7 3/4	5 7/8	SURK30004000X
3		4 1/2	7 3/4	5 7/8	SURK30004500X
3		5	7 3/4	5 7/8	SURK30005000X
3 1/2		4 1/2	8 1/4	6 3/8	SURK35004500X
3 1/2		5	8 1/4	6 3/8	SURK35005000X
3 1/2		5 1/2	8 1/4	6 3/8	SURK35005500X
3 1/2		6	8 1/4	6 7/8	SURK35006000X



PROPELLERS

SHAFTS / STERNGEARS

BRACKETS / RUDDERS

ACCESSORIES

CASTOLDI WATERJETTS

SURESEAL TIDES

SHAFT Ø (Inch)	HOSE ID +/- 2 mm	Minimum Distance (Inch)	Part Ø (Inch)	Code Complete Sureseal® Hose & Clamp included
A	B	C	D	
4	5 1/2	8 3/4	9 3/8	SURK40005500X
4	6	8 3/4	6 7/8	SURK40006000X
4	7	8	9 3/8	SURK40007000X
4	7 1/2	8	9 3/8	SURK40007500X
4 1/2	5 1/2	9 1/4	9 3/8	SURK45005500X
4 1/2	6 1/2	9 1/4	7 3/8	SURK45006500X
4 1/2	6 5/8	9 1/4	7 3/8	SURK45006625X
4 1/2	7	9	9 3/8	SURK45007000X
4 1/2	8	9 3/4	9 3/8	SURK45008000X
5	6 1/2	9 3/4	9 3/8	SURK50006500X
5	7	9	9 3/8	SURK50007000X
5	8	9 3/4	9 3/8	SURK50008000X

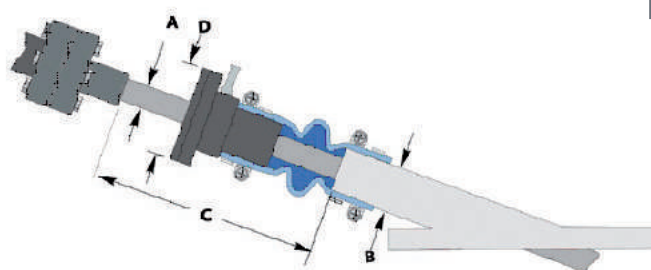


Other dimensions on request

SHAFT Ø (mm)	HOSE ID +/- 2 mm	Minimum Distance (mm)	Part Ø (mm)	Code Complete Sureseal® Hose & Clamp included
A	B	C	D	
40	60	178	111	SURKM040060X
40	76	178	111	SURKM040076X
45	64	178	111	SURKM045064X
45	76	178	111	SURKM045076X
45	89	178	111	SURKM045089X
50	76	178	111	SURKM050076X
50	89	178	124	SURKM050089X
50	102	178	124	SURKM050102X
55	76	178	137	SURKM055076X
55	89	178	137	SURKM055089X
60	89	178	137	SURKM060089X
65	89	178	137	SURKM065089X
65	102	178	137	SURKM065102X
65	114	178	137	SURKM065114X
70	127	210	137	SURKM070127X
75	114	210	149	SURKM075114X
80	114	210	149	SURKM080114X
80	127	210	162	SURKM080127X
85	127	210	162	SURKM085127X
90	152	210	162	SURKM090152X
100	152	222	175	SURKM100152X
110	152	222	187	SURKM110152X



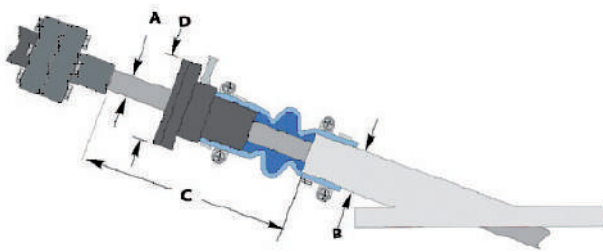
Other dimensions on request



SPARE SEAL CARRIERS

Spare Seal Carriers were developed as a convenient place to store spare lip seals. Installed at the same time as the SureSeal, these units allow lip seal replacement to be performed without uncoupling the shaft from the transmission and, if necessary; while the vessel is in the water (a haul-out may not be necessary).

The unit is a lightweight, two-piece fiber-filled nylon housing which is clamped to the shaft between the SureSeal and transmission coupling. Available in both English and Metric sizes, units up to 1 3/4"(44mm) include one spare seal, 2"(51mm) and larger have two.



BEFORE ORDERING

To determine which part to order, look up your shaft diameter "A" in the table below, and find the corresponding part number. Confirm that there is sufficient clean smooth shaft space for locating the unit

"B" and that there will be a minimum of 1/4 inch clearance between the carrier "C" and any other part of the boat. Contact us for custom or larger units.

SHAFT Ø (inch)	Distance (Inch)	Spare seal carrier Ø (inch)	Reference
A	B	C	
1 3/8	3	3	SURPJ1375
1 1/2	3	3 1/2	SURPJ1500
1 3/4	3	3 1/2	SURPJ1750
2	4	4	SURPJ2000
2 1/4	4	4 1/2	SURPJ2250
2 1/2	4	5	SURPJ2500
2 3/4	4	5	SURPJ2750
3	4	5	SURPJ3000
3 1/4	4	5	SURPJ3250
3 1/2	4	5 1/2	SURPJ3500
3 3/4	4	5 1/2	SURPJ3750
4	4	6	SURPJ4000
4 1/2	4	6	SURPJ4500
5	4	7	SURPJ5000

SHAFT Ø (mm)	Distance (mm)	Spare seal carrier Ø (mm)	Reference
A	B	C	
40	76	89	SURPJM40
45	76	89	SURPJM45
50	76	102	SURPJM50
60	76	114	SURPJM60
65	76	114	SURPJM65
70	76	127	SURPJM70
75	102	127	SURPJM75
80	102	127	SURPJM80
90	102	140	SURPJM90
100	102	152	SURPJM100



Other dimensions on request

LIP SEALS

SHAFT Ø (mm)	Reference
40	SURLSF040
45	SURLSF045
50	SURLSF050
60	SURLSF060
65	SURLSF065
70	SURLSF2750
75	SURLSF075
80	SURLSF080
90	SURLSF090
100	SURLSF100

SHAFT Ø (inch)	Reference
1 3/8	SURLSF1375
1 1/2	SURLSF1500
1 3/4	SURLSF1750
2	SURLSF2000
2 1/4	SURLSF2250
2 1/2	SURLSF2500
2 3/4	SURLSF2750
3	SURLSF3000

SHAFT Ø (inch)	Reference
3 1/4	SURLSF3250
3 1/2	SURLSF3500
3 3/4	SURLSF3750
4	SURLSF4000
4 1/2	SURLSF4500
5	SURLSF5000



Other dimensions on request

CAOUTCHOUC SEALS

TYPE VOLVO

The caoutchouc seal is a well known product for sailing boats. The flow of water lubricates the joint. The tightness of the propeller shaft is made by a lip seal. Some installations may require a water inlet for proper working.

Available for small shaft diameter 25 to 40 mm and in imperial too.

Application : - Sailing boats / Small motor boats

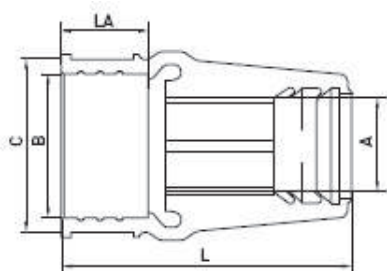
Advantages : - Quick and easy installation.

- Space-saving.

- Low maintenance.

- Long life.

NB. Do not use this seal when using a flexible coupling.



Metric					
A (mm)	B (mm)	C (mm)	L (mm)	LA (mm)	Reference
25	44.45	55	105	36	PEC025
30	47	60	111	36	PEC030
35	54	72.5	119	36	PEC035
40	59.5	70.5	119	38	PEC040
Imperial					
25.4	44.45	55	102	36	PEC100
31.75	52	71	119	36	PEC114
38.1	56	71	119	36	PEC112



Other dimensions on request

RMTA SEAL

The RMTA is a special and innovative product, which is destined to replace the traditional packing.

The self extinguishing rubber used to produce the RMTA has an elastometric base and it is a low-friction one which has also special characteristics of being oilresistant and suitable for temperature from -10° to +80°.

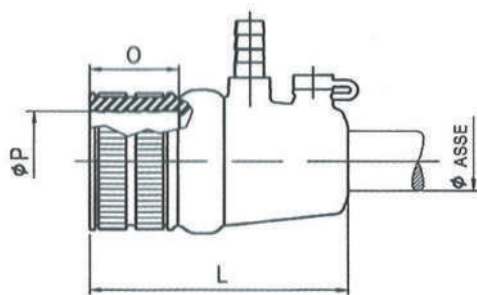
The seals RMTA are of reduced dimensions, easily assembled and come complete with stainless steel clamps and to a dispenser of sea water-resistant silicone based grease, which reduces friction and keeps down the temperature produced by the propeller shaft rotation. Additionally there is a special protection to help the shaft fitting.

Project important points:

- Entrance point for the lubricant grease, including a special closing cap, in order to help the insert on the seal.

- Separate attachment for the water entrance in order to grant the necessary hydrolubrification of the shaft and the possibility to mount the seal above or under floating water.

- Suitable for speed up to 30 knots.



SHAFT Ø	P for brass tube in mm	P for GRP Tube in mm	L in mm	O in mm	Reference
22	39		111	38	ERMTA022L
25	39		111	38	ERMTA025L
25		42	111	38	ERMTA025
30	45		116	38	ERMTA030L
30		48	116	38	ERMTA030
35	48		123	38	ERMTA035L
35		54	123	38	ERMTA035
40	54		129	38	ERMTA040L
40		60	129	38	ERMTA040

HYDRAULIC SEALS TS

PROPELLERS


SHAFTS / STERNGEARS

BRACKETS / RUDDERS

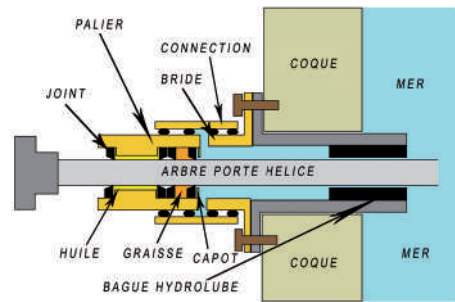
ACCESSORIES

CASTOLDI WATERJETTS

BREVET USA N°5.795.198
BREVET EUROPE N°0770017



HYDRAULIC SEALS TS



Hydraulic Seal Patent: oil circulation, double dry stage, self-aligning bearing.

The H. Seal may be considered the evolution of traditional oil systems used in ships. H. Seal bearing has a special interior profile that creates an oil pumping with the rotation of the propeller shaft. The oil circulation ensures the creation of an oil film between the shaft and the bearing, and almost between the shaft and the oil seals: no friction and excellent durability of the oil seals. On the sea side, the H.Seal has a patented grease chamber that protect oil seals from incrustations. A closing cup protects the oil seals from sand and ropes (fishing-lines...). The water pressure prevents the escape of the grease from the H. Seal. The H. Seal is connected to the stern tube in a flexible way by a strong coupling joint with double articulation, this in order to absorb vibrations and misalignments of the propeller shaft. The hardy metal structure of the H. Seal guarantees a reliable working in every condition, even without oil.

Available for metric and imperial shafts diameters up to 300 mm.

Application: Professional, Pleasure, Ferry Boats...

Used by leading shipyards like Cranchi, Ferreti, Azimut-Benetti, C.R.N., Fincantieri...

APPROVED VERITAS 09714/AO/BV

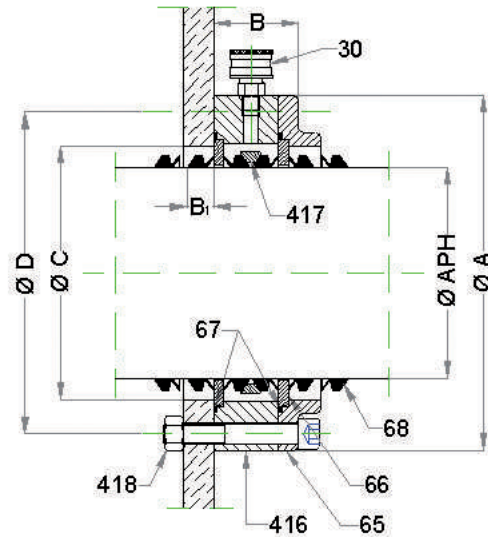
APPROVED RINA mac/217/94



RIGID GLANDS

This seal system for bulkhead is the same as front V-Ring seal on oil bath shaft system.

It consists of a steel body (416) to fix on bulkhead, a greasnipple (30), two discs wear (66), and three pairs of V-rings (68): two pairs in + one spare pair.



SHAFT Ø	Ø A	B	Ø C	Ø D	Screws	Seal Qty & code	B1	Reference
40	110	47	60	90	3 screws CHC M8x65	6 x V.40S	11	PCR040
50	120	47	70	100	3 screws CHC M8x65	6 x V.50S	11	PCR050
60	130	47	80	110	3 screws CHC M8x65	6 x V.60S	11	PCR060
70	140	52	88	120	3 screws CHC M10x70	6 x V.70S	13.5	PCR070
80	160	52	108	140	3 screws CHC M10x70	6 x V.80S	13.5	PCR080
90	170	52	118	150	3 screws CHC M10x70	6 x V.90S	13.5	PCR090
100	180	52	128	160	3 screws CHC M10x70	6 x V.100S	13.5	PCR100
110	200	63	140	180	3 screws CHC M12x80	6 x V.110S	15.5	PCR110
120	210	63	150	190	3 screws CHC M12x80	6 x V.120S	15.5	PCR120
130	220	63	160	200	3 screws CHC M12x80	6 x V.130S	15.5	PCR130
140	240	63	170	220	3 screws CHC M12x80	6 x V.140S	15.5	PCR140



Maximum allowable pressure: 0.5 Bar

COUPLINGS

PROPELLERS

SHAFTS / STERNGEARS

BRACKETS / RUDDERS

ACCESSORIES

CASTOLDI WATERJETTS



CLAMP COUPLINGS


Manufactured in steel and machined on CNC, clamp couplings can be adapted on all gearbox referred below. Very easy to install, they make it possible to adjust the length of the shaft during the assembly.

Flange Ø	Gearbox type	Shaft Ø	Register Ø	Ø Hole pitch circle	No. & hole Ø	Keying	Reference
100	Yanmar	22	50 M	78	4 x 10.5		TOUPUB220
100	Yanmar	22	50 M	78	4 x 10.5	6	TOUPUB221
100	Yanmar	25	50 M	78	4 x 10.5		TOUPUB250
100	Yanmar	25	50 M	78	4 x 10.5	6	TOUPUB251
100	Yanmar	30	50 M	78	4 x 10.5		TOUPUB300
100	Volvo	22	60 F	80	4 x 11		TOUPUD220
100	Volvo	22	60 F	80	4 x 11	6	TOUPUD221
100	Volvo MS1/MS2	25	60 F	80	4 x 11		TOUPUD250
100	Volvo MS1/MS2	25	60 F	80	4 x 11	6	TOUPUD251
100	Volvo	30	60 F	80	4 x 11		TOUPUD300
100	Volvo	30	60 F	80	4 x 11	8	TOUPUD301
100	Volvo	35	60 F	80	4 x 11	10	TOUPUD351
101.6	Hurth-BW-ZF	22	63.5 M	82.6	4 x 10.5		TOUPUF220
101.6	Hurth-BW-ZF	22	63.5 M	82.6	4 x 10.5	6	TOUPUF221
101.6	Hurth-BW-ZF	25	63.5 M	82.6	4 x 10.5		TOUPUF250
101.6	Hurth-BW-ZF	25	63.5 M	82.6	4 x 10.5	6	TOUPUF251
101.6	Hurth-BW-ZF	30	63.5 M	82.6	4 x 10.5		TOUPUF300
101.6	Hurth-BW-ZF	30	63.5 M	82.6	4 x 10.5	8	TOUPUF301
101.6	Hurth-BW-ZF	35	63.5 M	82.6	4 x 10.5		TOUPUF350
101.6	Hurth-BW-ZF	35	63.5 M	82.6	4 x 10.5	10	TOUPUF351
120	Yanmar	30	65 M	100	4 x 10.5	8	TOUPUH302
120	Yanmar	35	65 M	100	4 x 10.5	10	TOUPUH352
127	Hurth-BW-ZF	30	63.5 M	108	4 x 11.5	8	TOUPUJ302
127	Hurth-BW-ZF	35	63.5 M	108	4 x 11.5	10	TOUPUJ350
127	Hurth-BW-ZF	40	63.5 M	108	4 x 11.5	12	TOUPUJ400
127	Hurth-BW-ZF	45	63.5 M	108	4 x 11.5	14	TOUPUJ450
127	Yanmar	30	63.5 M	108	4 x 12.3	8	TOUPUL300
127	Yanmar	35	63.5 M	108	4 x 12.3	10	TOUPUL350
127	Yanmar	40	63.5 M	108	4 x 12.3	12	TOUPUL400
127	Yanmar	45	63.5 M	108	4 x 12.3	14	TOUPUL450

 M / F: Male or Female

 Other dimensions on request

COUPLINGS



TAPERED COUPLINGS

Manufactured in steel, the tapered coupling can be adapted on all gearbox referred below. The machining on CNC authorizes a perfect fitting, which will be checked using the Prussian blue.

Flange Ø	Gearbox type	Shaft Ø	Register Ø	Ø Hole pitch circle	No. & hole Ø	Reference
120	Yanmar	40	65 M	100	4 x 10	TOUKUH400
127	Hurth-BW-ZF	35	63.5 M	108	4 x 11.5	TOUKUJ350M
127	Hurth-BW-TD-ZF	40	63.5 M	108	4 x 11.5	TOUKUJ400M
127	Hurth-BW-TD-ZF	45	63.5 M	108	4 x 11.5	TOUKUJ450M
127	Hurth-BW-TD-ZF	50	63.5 M	108	4 x 11.5	TOUKUJ500M
146	PRM-Twin Disc-ZF	40	76.2 M	120.6	6 x 13.2	TOUKUN400M
146	PRM-Twin Disc-ZF	45	76.2 M	120.6	6 x 13.2	TOUKUN450M
146	PRM-Twin Disc-ZF	50	76.2 M	120.6	6 x 13.2	TOUKUN500M
146	PRM-Twin Disc-ZF	55	76.2 M	120.6	6 x 13.2	TOUKUN550M
146	PRM-Twin Disc-ZF	60	76.2 M	120.6	6 x 13.2	TOUKUN600M
146	Twin Disc-MPM	45	76.2 F	120.6	6 x 16.3	TOUKUN451M
146	Twin Disc-MPM	50	76.2 F	120.6	6 x 16.3	TOUKUN501M
146	Twin Disc-MPM	55	76.2 F	120.6	6 x 16.3	TOUKUN551M
146	Twin Disc-MPM	60	76.2 F	120.6	6 x 16.3	TOUKUN601M
184.15	Twin Disc	50	95.3 F	152.4	6 x 19.5	TOUKUS501M
184.15	Twin Disc	55	95.3 F	152.4	6 x 19.5	TOUKUS551M
184.15	Twin Disc	60	95.3 F	152.4	6 x 19.5	TOUKUS601M
184.15	Twin Disc	70	95.3 F	152.4	6 x 19.5	TOUKUS701M
184.15	Twin Disc	80	95.3 F	152.4	6 x 19.5	TOUKUS801M



M / F: Male or Female



Other dimensions on request


FLEXIBLE SHAFT COUPLINGS



VIBRALESS

The Vibraless coupling comprises a flexible disc in polyurethane which absorb the starting torque when you drive in both forward and reverse, the vibrations and to isolate the shaft from the engine. In the case of a possible rupture of the unit, two fail safe straps can join together the two parts and thus to carry on your drive.

GEARBOX FLANGE DETAILS				COUPLINGS DETAILS				Reference
Flange Ø	Gearbox type	Drilling Dimensions	Register Ø	Ext. Ø	Thickness	Bolt Øn	Capacity HP/100 RPM	
90	Bukh	4 x 8 / 75	47	114.3	32.5	8	3	ACCR.D910013
100	Yanmar	4 x 10 / 78	50	114.3	32.5	10	3	ACCR.D910002
100	Volvo	4 x 10 / 80	60	114.3	43.7	10	3	ACCR.D910007
100	Volvo MS2	4 x 10 / 80	60	114.3	32.5	10	3	ACCR.D910019
100	Volvo MS2	4 x 10 / 80	60	114.3	32.5	10	5	ACCR.D910020
101.6	Borg Warner-PRM Hurth-Techno-drive	4 x 10 / 82.5	63.5	114.3	32.5	10	5	ACCR.D910001
101.6	Borg Warner-PRM-Hurth	4 x 10 / 82.5	63.5	114.3	34.3	9.5 (3/8")	7	ACCR.D910004
101.6	Paragon	4 x 10 / 82.5	66.7	114.3	34.3	9.5 (3/8")	7	ACCR.D910005
101.6	Borg Warner-PRM-Hurth	4 x 10 / 82.5	63.5	114.3	32.5	10	3	ACCR.D910014
101.6	Enfield Sonic	2 x 11 / 76.2		108	41.6	11 (7/16")	2.5	ACCR.D910021
120	Yanmar	4 x 10 / 100	65	146	44.4	10	10	ACCR.D910012
120.6	Lister	6 x 11 / 98	63.5	150.8	69.8	11 (7/16")	10	ACCR.D900003
127	BW-PRM-Hurth-Volvo	4 x 11 / 108	63.5	146	44.4	11 (7/16")	13	ACCR.D910009
127	BW-Hurth-Volvo	4 x 11 / 108	63.5	142.2	52.3	11 (7/16")	20	ACCR.D910029
146	BW-PRM-MPM-TD	6 x 13 / 120.6	76.2	152.4	48	12.7 (1/2")	20	ACCR.D910003
146	Twin Disc-MPM	6 x 16 / 120.6	76.2	152.4	48	12.7 (1/2")	20	ACCR.D910006
146	Borg Warner-PRM-MPM	6 x 13 / 120.6	76.2	152.4	48.8	12.7 (1/2")	28	ACCR.D910025
146	Twin Disc-MPM	6 x 16 / 120.6	76.2	152.4	48.8	12.7 (1/2")	28	ACCR.D910026
146	Borg Warner-PRM	6 x 13 / 120.6	76.2	152.4	55.8	12.7 (1/2")	37	ACCR.D910032
146	TD 506-MPM-Hurth	6 x 16 / 120.6	76.2	152.4	55.8	12.7 (1/2")	37	ACCR.D910033
184	Twin Disc	6 x 19 / 152.4	95.2	189	58	16 (5/8")	40	ACCR.D910017
184	PRM	6 x 16 / 152.4	95.2	189	58	16 (5/8")	40	ACCR.D910018
222.2	Self Change 350 HD	6 x 11 / 190.5	152.4	222.2	43.1	11 (7/16")	43	ACCR.D910015
228.6	Twin Disc	8 x 22 / 190.5	152.4	222.2	44.4	12.7 (1/2")	59	ACCR.D910022
260.3	Self Change 700 HD	6 x 16 / 228.6	152.4	276.3	58	16 (5/8")	65	ACCR.D910016
266.7	Twin Disc	8 x 25 / 222	127	276.3	56.6	16 (5/8")	85	ACCR.D910024
292		8 x 25 / 248	152.4	292	58.4	16 (5/8")	105	ACCR.D910030



Other dimensions on request

FLEXIBLE SHAFT COUPLINGS



Why choose an IsoFlex GEARguard coupling?

IsoFlex flexible couplings provide a sacrificial link that is designed to fail before any gearbox damage occurs. IsoFlex couplings assist engine mounts to do their job by allowing controlled engine movement to isolate vibration and helping to alleviate thrust-induced drive line misalignment. They are designed to cover a large percentage of Twin Disc and ZF Generation gearboxes, plus many other boxes on the market.

BENEFITS

- ➔ Constructed of a special engineering polymer, which is highly resistant to oil, fuel and water.
- ➔ Larger couplings are fitted with steel pilots.
- ➔ Couplings are fitted with internal hex-shaped fittings.
- ➔ Coupling isolates drive line vibration, propeller pulse and gear chatter.
- ➔ Coupling is designed to fail on impact or overload.
- ➔ IsoFlex provides a simple, step-by-step measurement guideline that takes the guesswork out of choosing the right coupling for each application.

FEATURES

- ➔ Enhances drive bearing service life by reducing wear, resulting in lower long-term cost of ownership.
- ➔ Prevents distortion from thermal expansion, maximizes dimensional stability and minimizes run-out.
- ➔ The possibility of inserts turning in the coupling is minimized.
- ➔ Results in a quieter and smoother operating experience, with less equipment fatigue, maintenance and associated noise.
- ➔ Saves the driveline and mounts from damage in many cases.
- ➔ Easy to install: No cutting is required, and vessel can remain in the water.

TORQUE

For the GEARguard coupling to work correctly, it must first be strong enough to meet the torque rating of your installation. That is, it must be able to carry the torque loads generated by the engine/transmission during normal operation. Before installing any drive line coupling, you should first determine the “maximum allowable” torque rating of your engine/transmission. Published documentation for torque rating usually states the most conservative continuous torque rating. However, IsoFlex suggests that you take the time to calculate the rating for your specific installation.

Please use the formulae below to complete this calculation, noting the result in Nm.

$$\text{Torque (Nm)} = \frac{(\text{Engine power in BHP} \times 7124 \times \text{gearbox ratio})}{\text{Engine RPM}}$$

Once you have identified maximum output torque for your application, see the definitions below to determine which description of normal operation best fits your vessel.

PLEASURE CRAFT

Planing hulls where full throttle operation is less than 5% of total operational time. Couplings for these vessels are rated to operate at 85% of maximum allowable working torque.

MEDIUM DUTY CRAFT

Pleasure or commercial craft (planing, semidisplacement or multi-hulls) such as patrol boats, charter fishing boats, etc. Couplings for these vessels are rated to operate at 75% of maximum allowable working torque.

HEAVY DUTY CRAFT

Commercial craft (heavy displacement, semidisplacement or multi-hulls in commercial operation) such as trawlers, ferries, etc. Couplings for these vessels are rated to operate at 50% of maximum allowable working torque.

FLEXIBLE SHAFT COUPLINGS



ISOFLEX - 4 BOLD - DIMENSIONS

GEARBOX FLANGE DETAILS				COUPLINGS DETAILS				TORQUE in N.m			Cross Reference R&D	Reference
Flange Ø	Drilling register	Drilling dimension	Type	Register Ø	Ext. Ø	Int. Ø	Thic-kness	Heavy Duty	Medium Duty	Pleasure		
101.6	78	10 mm	F	50	125	35	25	500	750	850	910-043	IFC4200-90
101.6	82.55	3/8"	F	63.5	125	35	25	500	750	850	910-001 910-005 910-014 910-055	IFC4300-95
120	100	10 mm	F	65	145	50	25	500	750	850	910-012	IFC4400-95
127	107.95	7/16"	F	63.5	150	45	28.6	675	1000	1150	910-009 910-034 910-037 910-044	IFC4500-95
127	107.95	7/16"	F	63.5	150	45	28.6	1180	1770	2000	910-029 910-057	IFC4500-HT
127	107.95	7/16"	F	63.5	150	45	28.6	435	650	740		IFC4550-95
127	107.95	7/16"	F	63.5	150	45	28.6	900	1350	1530		IFC4550-HT
100	80	10 mm	M	60	125	35	25	375	560	640	910-007 910-019 910-020 910-059	IFC4600-95
118	95.25 (Rect)	7/16"	F	69.85	135	50	32	600	900	1000		IFC4700-95
95	79.38 (Rect)	3/8"	F	60.33	125	35	25	310	465	525		IFC4800-95
142.98	120.65 (Rect)	1/2"	F	95.25	175	50	36.5	1200	1800	2000		IFC4900-95



Other dimensions on request

ISOFLEX - 6 BOLD - DIMENSIONS

GEARBOX FLANGE DETAILS				COUPLINGS DETAILS				TORQUE in N.m			Cross Reference R&D	Reference
Flange Ø	Drilling register	Drilling dimension	Type	Register Ø	Ext. Ø	Int. Ø	Thic-kness	Heavy Duty	Medium Duty	Pleasure		
127	98.43	7/16"	M	63.5	150	50	31.75	925	1375	1575	900-003 910-052	IFC6000-95
127	98.43	7/16"	M	63.5	150	50	31.75	1350	2020	2350		IFC6000-HT
146	120.65	1/2" UNC	M	76.2	160	60	38.10	2500	3750	4250	910-025 910-054	IFC6100-95
146	120.65	1/2" UNC	F	76.2	160	60	38.10	2500	3750	4250		IFC6125-95
146	120.65	16 mm SHCS	M	76.2	160	60	38.10	2500	3750	4250	910-006 910-026 910-033	IFC6150-95
184	152.40	16 mm SHCS	M	95.25	212	73	38.10	3600	5400	6120		IFC6300-95
184	152.40	16 mm SHCS	M	95.25	212	73	38.10	3600	5400	6120		IFC6300-IV
184	152.4	16 mm SHCS	M	95.25	195	73	38.10	3000	4500	5100	910-017 910-018 910-039 910-040	IFC6400-95

FLEXIBLE SHAFT COUPLINGS

GEARBOX FLANGE DETAILS				COUPLINGS DETAILS				TORQUE in N.m			Cross Reference R&D	Reference
Flange Ø	Drilling register	Drilling dimension	Type	Register Ø	Ext. Ø	Int. Ø	Thic-kness	Heavy Duty	Medium Duty	Pleasure		
184	152.40	16 mm SHCS	M	95.25	212	73	38.10	4400	6600	7480		IFC6400-HT
	260	3/4" UNC	M	170	330	95	45	8950	13400	Utiliser Medium		IFC6500-95
	205	16mm SHCS	M	130	260	95	38.10	6000	9000	Utiliser Medium		IFC6600-95



Other dimensions on request




ISOFLEX - 8 BOLD - DIMENSIONS

GEARBOX FLANGE DETAILS				COUPLINGS DETAILS				TORQUE in N.m			Cross Reference R&D	Reference
Flange Ø	Drilling register	Drilling dimension	Type	Register Ø	Ext. Ø	Int. Ø	Thic-kness	Heavy Duty	Medium Duty	Pleasure		
228.6	190.5	16 mm SHCS	M	152.40	275	95	38.10	6850	10275	Utiliser Medium	910-046 910-048	IFC8100-95
228.6	190.5	16 mm SHCS	M	152.40	275	95	38.10	8500	12750	Utiliser Medium		IFC8100-HT
228.6	190.5	16 mm SHCS	M	152.40	242	95	38.10	4500	6750	Utiliser Medium	910-022 910-050	IFC8200-95
228.6	190.5	16 mm SHCS	M	152.40	242	95	38.10	7900	11850	Utiliser Medium		IFC8200-HT
184	152.40	16 mm SHCS	M	95.25	195	73	38.10	3000	4500	5100		IFC8300-95
240	200	16 mm SHCS	M	110.01	275	75	38.10	7000	10500	Utiliser Medium		IFC8400-95
240	200	16 mm SHCS	M	110.01	275	75	38.10	10500	15750	Utiliser Medium		IFC8400-HT
266.7	222.25	3/4" UNC	M	127	315	75	45.00	8500	12750	Utiliser Medium	910-024	IFC8534-95
	230	20 mm	M	150.01	315	100	45.00	8650	12975	Utiliser Medium		IFC8600-95
	228.6	3/4" UNC	M	152.4	300	95	45.00	8650	12975	Utiliser Medium		IFC8690-95
	241.30	3/4" UNC	M	152.4	300	95	45.00	9000	13500	Utiliser Medium	910-051	IFC8695-95
279.4	241.30	3/4" UNC	M	152.4	300	95	45.00	13350	20100	Utiliser Medium		IFC8695-HT
	280	7/8" UNC	F	200	355	75	50.00	10000	15000	Utiliser Medium		IFC8700-95
460	340	1" UNC	M	180.01	455	130	60.00	22500	33750	Utiliser Medium		IFC8800-95



Other dimensions on request




M SERIE

Couplings for boats and small ships between gear and propellershaft, also transmits thrust. Finally for quietness in a boat use CENTA highly flexible couplings with damping, which as a first step allow the use of flexible mountings for the engine. However this is normally not sufficient as a large part of the noise and vibration is passed into the body of the boat through the gear and the rigid coupling between the gear and the propeller shaft. Placing a CENTA highly flexible coupling between the gear and propeller shaft will complete the reduction of noise and vibration. The noise reduction achieved will be up to 5 dBA, that means a reduction of up to a third.



AM SERIE

Highly flexible coupling for connecting gear and propeller shaft to isolate noise and vibration from the boat hull.



The traditional, rigid engine installation...

In traditional installations, the engine must be very precisely aligned to the propeller shaft. The thrust of the propeller has to be absorbed by the engine and its mounts. These restrictions demand very stiff mounts which transmit high levels of vibration to the hull.

...or superior engineering through Aquadrive®

The Aquadrive® anti-vibration system eliminates the need for stiff, hard mounts and for careful engine alignment to the propeller shaft. Instead, the propeller shaft is aligned to an Aquadrive® thrust bearing which absorbs all the propeller thrust and stabilizes the alignment. CV-joint shafts transmit engine power to the thrust-bearing and propeller shaft while allowing engine movements in every direction. Super-soft Aquadrive® engine-mounts isolate nearly all vibration from the hull and create the necessary conditions for a smooth and quiet boat.

Easier engine installations and permanent alignment

Aquadrive® systems utilize CV-shafts to allow extreme misalignment and engine movement. The system automatically adjusts to any changes in alignment between the engine and thrust bearing. Unlike standard marine engine installations, alignment is more easily accomplished and should not require periodic adjustments.

Torsional damping and Aquadrive® systems

Soft, flexible rubber elements are normally installed between the engine flywheel and gearbox to avoid torsional vibration. Aquadrive® CV-shafts can be directly coupled to those gearboxes without additional rubber or flexible elements. For flywheel-mounted installations, Aquadrive® torsional rubber dampers combined with CV-shafts (CVT-units) are available in a full range of power applications involving remote-mounted propulsion equipment, such as water-jets, stern drives and remote v-drives.

AQUADRIVE SYSTEM

CV SHAFT


The drive shaft of variable length includes two true plunging Constant Velocity joints that work independently at any angle. This eliminates the need for accurate engine alignment, either during initial installation or subsequent use. The rolling action of the balls within the CV joints absorb all axial and radial loads, permitting the use of very soft engine mounts as well as reducing wear in connected bearings. A range of pre-machined adapter kits allows coupling to almost any marine gearbox.

THRUST BEARING

Aquadrive thrust bearing with rubber mounts attach to a cross brace in the hull. Massive bearings transfer the thrust directly to the hull and not the engine. In addition, the propeller shaft is much better supported, leading to smoother running and less wear on the stern seal.

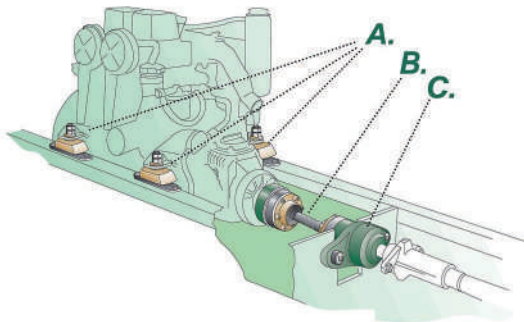
ENGINE MOUNTS

Aquadrive's proven engine mounts are softer than almost any other and should be used to take full advantage of the system. These mounts are steel hooded to prevent diesel damage and fully captive so that the engine cannot leave its frame even if the vessel is turned over.



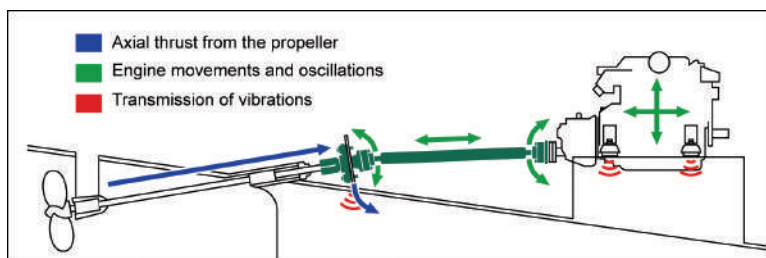
Outstanding technology to improve boats worldwide

Aquadrive offers fourteen different models designed to match boats powered from 5hp to 2000 hp, we have a system that's right for nearly any boat. Whether you are a professional marine engine installer or an enlightened boat owner, we can help you find the system that's right for your boat.



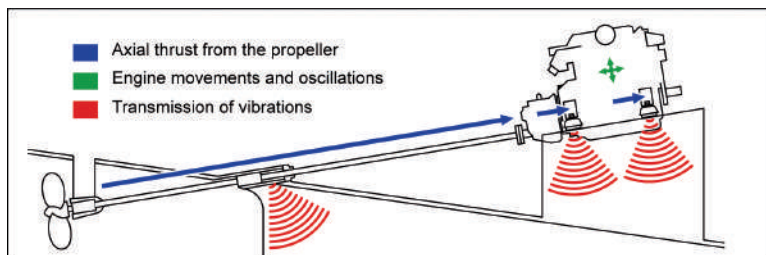
- A. Les supports de fixation souples isolent le moteur de la carène.
- B. L'arbre CV absorbe les vibrations du moteur et élimine le besoin de réalignement périodique.
- C. La butée réduit les efforts et torsions sur la transmission, les supports de fixation moteur, et en particulier, sur les roulements moteurs.

WITH AQUADRIVE



With Aquadrive the engine can be installed in a horizontal position using soft and efficient mounts. Apart from easy installation and permanent alignment, this also leads to better space utilisation while dramatically reducing vibration and noise.

WITHOUT AQUADRIVE



In traditional installations, the alignment of the propeller shaft to the engine has to be precise and subject to periodical maintenance. Stiff mounts transmit high level's of vibration to the hull, even when perfectly aligned.

How choose your Aquadrive

- 1) Select the CV Shaft..
- 2) Select the thrust bearing.
- 3) Select the adaptor in function of the gearbox.
- 4) Select the engine mounts.

Which data do we need?

- Boat type
- Engine (Power, maximum RPM).
- Gearbox model with its ratio
- Propeller Shaft diameter
- Desired angle between the gearbox and the shaft.
- Boat use: Pleasure or professional and average hours of use per year.

CONSTANT VELOCITY (CV) SHAFT

CV Shaft	Length (mm)	Ext. Ø (mm)	Max. angle allowed per shaft	Reference
CV05	130 ± 16	86	8 °	ACCAQCV05
CV10	154 ± 16	97	8 °	ACCAQCV10
CV15	170 ± 16	111	8 °	ACCAQCV15
CV21	210 ± 24	132	8 °	ACCAQCV21
CV30	245 ± 25	152	8 °	ACCAQCV30
CV32	300 ± 25	180	8 °	ACCAQCV32
CV42	270 ± 24	192	8 °	ACCAQCV42
CV60	370 ± 30	275	8 °	ACCAQCV60



Other dimensions on request


AQUADRIVE THRUST BEARING


Thrust Bearing	Shaft Ø (mm)	CV Shaft	Reference
B05	22	CV05	ACCAQB6100202
B05	25	CV05	ACCAQB6100204
B05	30	CV05	ACCAQB6100207
B10	22	CV05	ACCAQB6110202
B10	25	CV05	ACCAQB6110204
B10	30	CV05	ACCAQB6110207
B10	25	CV10	ACCAQB6110304
B10	30	CV10	ACCAQB6110307
B10	35	CV10	ACCAQB6110310
B10	30	CV15	ACCAQB6110407
B10	35	CV15	ACCAQB6110410
B10	40	CV15	ACCAQB6110412
B10	35	CV21	ACCAQB6110510
B10	40	CV21	ACCAQB6110512
B20	40	CV21	ACCAQB6120512
B20	45	CV21	ACCAQB6120514
B20	50	CV21	ACCAQB6120516
B20	40	CV30	ACCAQB6120612
B20	45	CV30	ACCAQB61614
B20	50	CV30	ACCAQB61616
B30	40	CV32	ACCAQB6130712
B30	45	CV32	ACCAQB6130714
B30	50	CV32	ACCAQB6130716
B30	45	CV42	ACCAQB6130814
B30	50	CV42	ACCAQB6130816
B30	60	CV42	ACCAQB6130820
HDL680	50	CV42	ACCAQB6039205
HDL680	60	CV42	ACCAQB6039209
HDL680	70	CV42	ACCAQB6039212
HDL780	Thrust plate	CV60	ACCAQB6039519

Thank you to consult us to help you choose your system



Other dimensions on request





ADAPTATORS

CV Shaft	Gearbox Type	Reference
CV05	VOLVO MS	ACCAQA6040208
CV05	YANMAR KM 2P/3P	ACCAQA6040201
CV05	ZF /TMC 4"	ACCAQA6040207
CV10	VOLVO MS	ACCAQA6040361
CV10	YANMAR KM 2P/3P	ACCAQA6040365
CV10	ZF /TMC 4"	ACCAQA6040362
CV10	ZF /TMC 5"	ACCAQA6040364A
CV15	VOLVO MS	ACCAQA6040403
CV15	YANMAR KM / KBW	ACCAQA6040405
CV15	ZF /TMC 4"	ACCAQA6040400A
CV15	ZF /TMC 5"	ACCAQA6040401A
CV21	YANMAR KM / KBW	ACCAQA6040462A
CV21	ZF /TMC 4"	ACCAQA6040453
CV21	ZF /TMC 5" - MS3/4	ACCAQA6040450A
CV30	ZF / PRM	ACCAQA6040502
CV30	ZF / VOLVO / YANMAR	ACCAQA6040514
CV32	ZF / TWIN DISC	ACCAQA6040756
CV32	ZF / VOLVO / YANMAR	ACCAQA6040750R
CV42	ZF / TWIN DISC	ACCAQA6040700R
CV42	ZF / IRM / TWIN DISC	ACCAQA6040701
CV60	IRM / TWIN DISC	ACCAQA6040656
CV60	IRM / TWIN DISC	ACCAQA6040662R




Other dimensions on request

CUSTOM CV SHAFT TO WELD

CV Shaft	Minimum Length in mm	Reference
CV10	260 ± 16	ACCAQCVAS10
CV15	270 ± 16	ACCAQCVAS15
CV21	280 ± 24	ACCAQCVAS21
CV30	340 ± 25	ACCAQCVAS30
CV32	420 ± 25	ACCAQCVAS32
CV42	430 ± 24	ACCAQCVAS42
CV60	700 ± 30	ACCAQCVAS60



Other dimensions on request



AQUADRIVE ENGINE MOUNTS

The Aquadrive system creates free movement between the engine and the propeller shaft. One result is the engine's mountings can be much softer than normal, partly because the engine can vibrate freely relative to the shaft, and partly because no propeller thrust reaches the mounts and strains them forwards. Aquadrive engine mounts can be used with almost any marine engine, and our expert staff will rapidly select the correct rubber stiffness for the machinery involved.

Hardness Shore	Maximum weight allowed	Stud Ø	Reference
SERIE 210			
40	60 Kg	M12	ACCAQSM210
45	60 Kg	M12	ACCAQSM211
55	60 Kg	M12	ACCAQSM212
65	60 Kg	M12	ACCAQSM213
SERIE 220			
35	150 Kg	M16	ACCAQSM220
45	150 Kg	M16	ACCAQSM221
55	150 Kg	M16	ACCAQSM222
65	150 Kg	M16	ACCAQSM223
75	150 Kg	M16	ACCAQSM224
SERIE 230			
45	500 Kg	M20	ACCAQSM231
55	500 Kg	M20	ACCAQSM232
65	500 Kg	M20	ACCAQSM233
75	500 Kg	M20	ACCAQSM234
SERIE 240			
40	2000 Kg	M24	ACCAQSM240
50	2000 Kg	M24	ACCAQSM241
60	2000 Kg	M24	ACCAQSM242
70	2000 Kg	M24	ACCAQSM243



Other dimensions on request



ISOFLEX ENGINE MOUNTS



Why choose the IsoFlex MAXImount System?

The IsoFlex MAXImount is a dual-purpose system for marine applications that isolates and minimizes vibration and produces maximum load-carrying ability in 360 degrees. IsoFlex mounts or isolators for industrial applications have identical benefits, the most important being that they contain no rubber components. IsoFlex's polyurethane materials make for a superior product, ensuring long-lasting use and unmatched durability.

Why are flexible mounts the preferred choice for larger vessels?

Rigid mounts are generally attached to the stringer with bolts or fasteners, or permanently welded in place. While rigid mounts provide accurate alignment between the motor and its surrounding parts, they can be damaged by vibration in heavy-duty applications. For larger to commercial-sized vessels, using the wrong mount can cause excessive vibration and engine damage.

IsoFlex designs and manufactures flexible mounts, which feature a layer of co-polymer between the isolator and the engine that minimize noise and vibration, thereby increasing the life of the engine and its related parts. Flexible engine isolators or mounts can also significantly lessen the impact as the engine starts and stops, which reduces shock to the system. Take the right steps to match the type of mount to your engine and its specific application to avoid performance problems later. Use the IsoFlex Marine Engine Mounts Search Tool to help make your selection.

BENEFITS

- Cast with high quality engineering grade polymer.
- Patented co-polymer thrust ring.
- Vibration isolation.
- Tailored installation using proprietary software analysis.
- IsoFlex MAXImount System allows the mounts to be rebuilt by replacing cores if and when needed.
- "Fail safe" or "captured" design.

Resilient element	Hardness shores
Yellow	50
Red	60
Black	70
Blue	75
Green	80
Grey	90
Base Black	



FEATURES

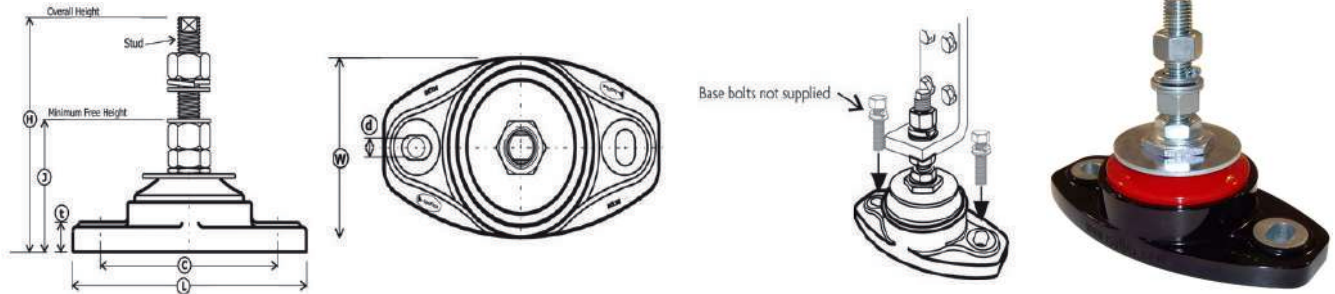
- NO RUBBER COMPONENTS: IsoFlex polymers are resistant to oils, fuels, water and climatic conditions.
- Superior stability with 360 degree thrust and lateral control for reduced driveline misalignment without sacrificing vibration isolation.
- Minimizing vibration reduces equipment fatigue, human fatigue, maintenance and associated noise.
- The core selection process and vibration analysis provide the best vibration profile for each installation.
- Lower long-term cost of ownership.
- Safety in heavy duty applications, knockdown or inversion. Tested to 6g forces in all axes including inversion, special mounts to 10g.

ENGINE MOUNTS

S TYPE

S Type adjusting stud engine and machinery mounts are designed specifically for marine, high performance and other thrust load installations where height adjustment is required. These mounts are complete with high tensile studs, are fail safe, ie. captured design and tested to a minimum 6G force loading in thrust, axial, lateral and inverted directions and fitted with overload snubbers.

Mounts are fitted with patented 360 degree integral thrust ring for enhanced stability. All metal components are zinc plated to ASTM B633 SC3 standard. Base bolts are not supplied. Stainless steel fittings are available on request. Swivel adjusters for high demand applications are available as an option on 20mm and 24mm studs on regular mounts, and come standard on M130XHD, M125XHD, M135HD and M140HD.

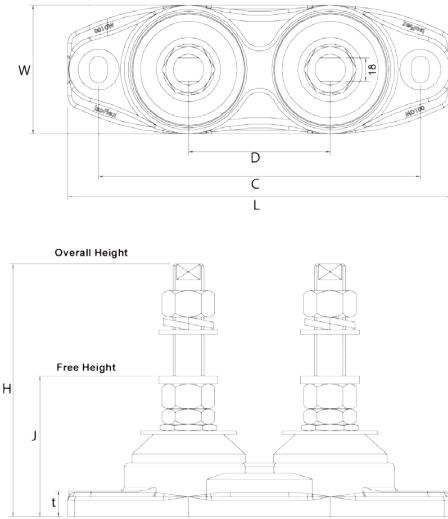
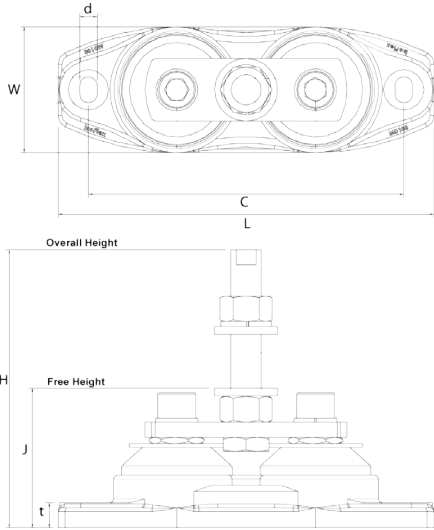


Recommended Working Load/Mount kg	Base Foot-print L x W mm	Base bolt centers		Base bolt diameter		Base Thick-ness t mm	Stud Ø mm	Minimum Free Height J mm	Overall Height		Weight kg	Reference
		C mm	d mm	No of bolts	H mm							
30-120	225 x 74	174	M10	2	17	M16	105	166	1.3	IMDC30-16S		
25-200	134 x 75	100-105	M10	2	18	M12	65	103	0.6	IM55-12S		
25-200	134 x 75	100-105	M10	2	18	M16	73	127	0.9	IM55-16S		
75-300	177 x 98	127	M12	2	20	M16	86	140	1.2	IM75-16S		
75-300	177 x 98	127	M12	2	20	M20	91	159	1.3	IM75-20S		
75-300	190 x 98	140	M12	2	20	M16	86	140	1.2	IM85-16S		
75-300	190 x 98	140	M12	2	20	M20	91	159	1.3	IM85-20S		
75-350	177 x 100	127	M12	2	20	M20	104	173	1.4	IM90-20S		
75-350	177 x 100	127	M12	2	20	M24	108	196	1.6	IM90-24S		
75-350	188 x 100	140	M12	2	20	M20	104	173	1.8	IM100-20S		
75-350	188 x 100	140	M12	2	20	M24	108	196	2.0	IM100-24S		
75-350	220 x 107	170	M12	2	20	M20	122	191	2.0	IM110-20S		
75-350	220 x 107	170	M12	2	20	M24	128	214	2.4	IM110-24S		
250-750	230 x 112	182	M16	2	25	M20	96	175	2.4	IM120HD-20S		
250-750	230 x 112	182	M16	2	25	M24	96	175	2.9	IM120HD-24S		
600-1000	230 x 112	182	M16	2	25	M20	96	175	2.4	IM120XHD-20S		
600-1000	230 x 112	182	M16	2	25	M24	96	175	2.9	IM120XHD-24S		
250-750	240 x 127	170	M16	2	25	M20	128	196	2.4	IM125HD-20S		
250-750	240 x 127	170	M16	2	25	M24	134	219	3.2	IM125HD-24S		
600-1000	240 x 127	170	M16	2	25	M24	134	219	3.2	IM125XHD-24S		
250-750	240 x 127	182	M16	2	25	M20	128	196	2.4	IM127HD-20S		
250-750	240 x 127	182	M16	2	25	M24	134	219	3.2	IM127HD-24S		
600-1000	240 x 127	182	M16	2	25	M24	134	219	3.2	IM127XHD-24S		
250-750	240 x 127	182	M16	2	25	M20	104	173	2.4	IM130HD-20S		
250-750	240 x 127	182	M16	2	25	M24	110	195	2.9	IM130HD-24S		
600-1000	240 x 127	182	M16	2	25	M24	110	195	2.9	IM130XHD-24S		
250-750	240 x 127	182	M16	2	25	M20	83	170	2.4	IM130HDLP-20S		
250-750	240 x 127	182	M16	2	25	M24	89	195	2.9	IM130HDLP-24S		
600-1000	240 x 127	182	M16	2	25	M24	89	195	2.9	IM130XHDLP-24S		
600-1200	240 x 145	182	M16	2	25	M24	140	217	3.8	IM135HD-24S		
600-1200	240 x 145	182 x 65	M16	4	25	M24	120	199	3.9	IM138HD-24S		

Other dimensions on request

ENGINE MOUNTS

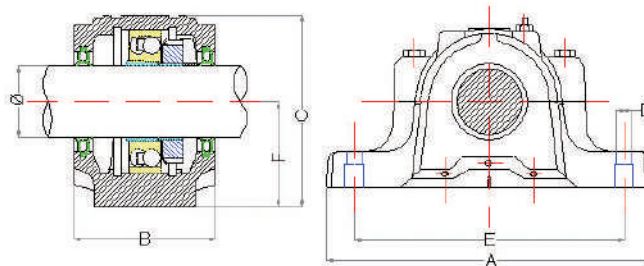

BRIDGE & DOUBLE STYLE MOUNTS



Recommended Working Load/ Mount kg	Base Foot-print L x W mm	Base bolt centers C mm	Base bolt diameter d mm	No of bolts	Base Thickness t mm	Stud Ø mm	Distance Between Studs D mm	Minimum Free Height J mm	Overall Height H mm	Weight kg	Reference
300-700	300 x 100	250	M16	2	20	M24	Bridge	111	221	4.5	IMD100-24SB
300-700	300 x 100	250	M16	2	20	M24	110	109	197	4.5	IMD100-24DS
500-1500	367 x 127	308	M16	2	25	M24	140	134	219	6.3	IMD125HD-24DS
1200-2000	367 x 127	308	M16	2	25	M24	140	134	219	6.4	IMD125X-HD-24DS
500-1500	367 x 127	308	M16	2	25	M24	Bridge	157	253	6.3	IMD125HD-24SB
1200-2000	367 x 127	308	M16	2	25	M24	Bridge	157	253	6.3	IMD125X-HD-24SB
500-1500	367 x 127	308 x 60	M16	4	25	M24	140	134	219	6.5	IMD128HD-24DS
1200-2000	367 x 127	308 x 60	M16	4	25	M24	140	134	219	6.5	IMD128X-HD-24DS
600-1000	367 x 127	308 x 60	M16	4	25	M24	Bridge	157	253	6.2	IMD128HD-24SB
1200-2000	367 x 127	308 x 60	M16	4	25	M24	Bridge	157	253	6.2	IMD128X-HD-24SB
500-1500	520 x 127	445	M20	2	25	M24	Bridge	100	220	10.1	IMD130HD-24SB
1000-3000	650 x 127	575	M20	3	25	M24	261	100	220	15.3	IMD130HD-24DS



Other dimensions on request



MAUCOUR COOPER BEARING


This type of bearing in diametrical parting is very easy to assemble, its design and implementation have been simplified to allow installation at lower cost.

The body is in grey cast iron and has a good rigidity. These bearings are grease lubricated and can accommodate several types of seals:

- Felt seal, simple and efficient, peripheral speed 4m/s max.
- Double lip seal, resistant to wear and good elasticity, peripheral speed 8m/s.
- Labyrinth seal for difficult conditions, high speeds which support the axial movements.

SHAFT Ø	A	B	C	D	E	F	Max. Radial Load (KN)	Reference
25	185	77	89	2 x 12	150	50	65	PALSKFSNL506605
30	185	82	93	2 x 12	150	50	80	PALSKFSNL507606
35	205	85	108	2 x 12	170	60	85	PALSKFSNL508607
40	205	85	109	2 x 12	170	60	90	PALSKFSNL509
45	205	90	113	2 x 12	170	60	110	PALSKFSNL510608
50	255	95	128	2 x 16	210	70	115	PALSKFSNL511609
55	255	105	134	2 x 16	210	70	120	PALSKFSNL512610

Other dimensions on request

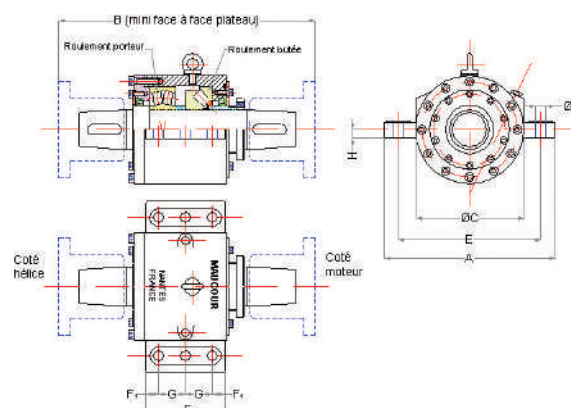


MAUCOUR THRUST BEARING

Design and manufactured by Maucour, this type of thrust bearing resists to strong axial thrusts.

It includes a rolling bearing to support radial loads and a thrust bearing to absorb the axial loads.

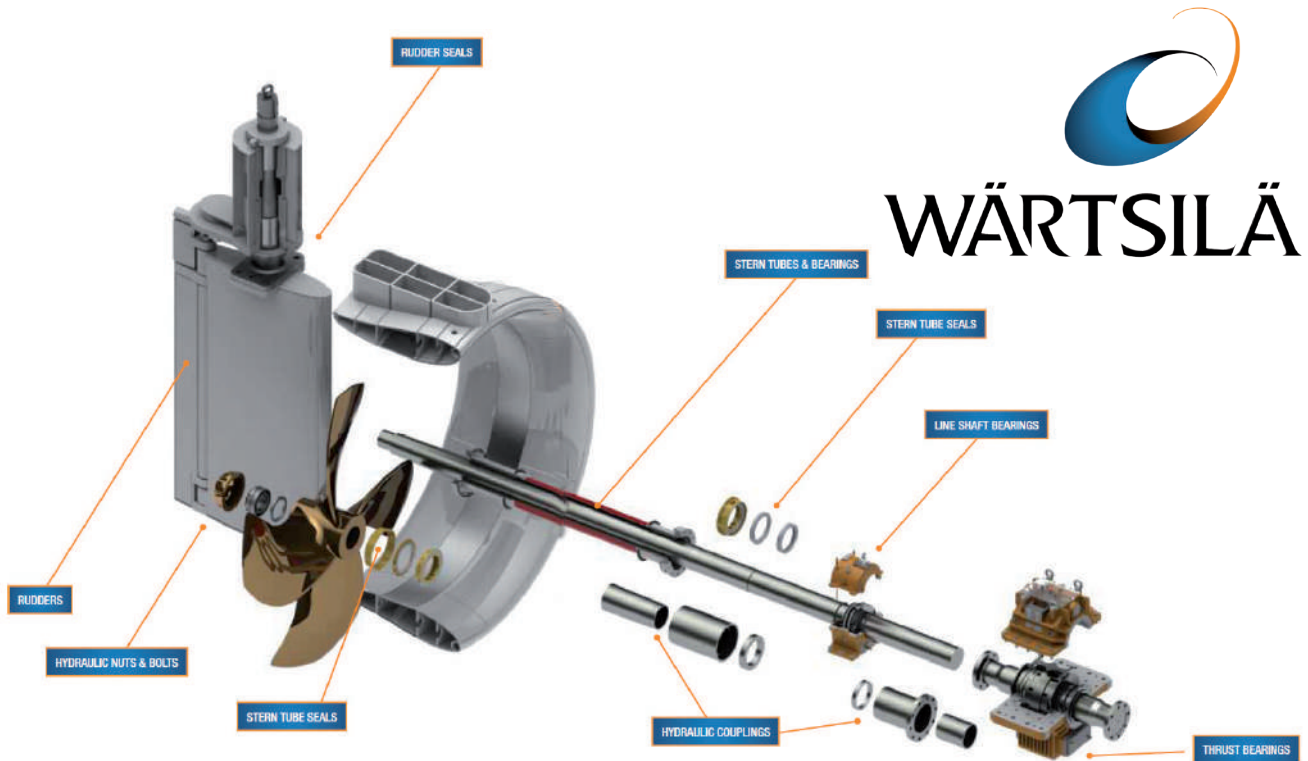
It is possible to mount a flexible coupling on the front, between the bearing and coupling.



SHAFT Ø	A	B	C	D	E	F	F1	G	H	Thrust (T) FRONT	Thrust (T) REAR	Reference
60/70	300	440	190	6 x 18,5	250	145	25	47,5	15	30	5	PALMACO6070
80/90	380	555	240	8 x 20,5	320	240	30	60	17,5	50	8	PALMACO8090

Other dimensions on request

Maucour now represents Wärtsilä products on the French territory. So you can directly contact us for your spare parts requirements but also the first mount.



WÄRTSILÄ STERNGUARD

The Wärtsilä Sternguard range has the widest selection of standard oil lubricated lip and face type sealing solutions. The majority of the different executions are suitable for stern tubes. The Sternguard range can also be adapted for thrusters and electric pods.

LIP TYPE SEALS

CONVENTIONAL COMMERCIAL STERN TUBE, THRUSTER AND ELECTRIC POD

OLS2-P, OLS3-P et OLS4-P

→ Stern tube seal


Oil lubricated outboard (OLS3-P and OLS4-P) and inboard (OLS2-P) stern tube lip type seals consist of the following key components: casing set, high wear resistant seal rings and liner. The seal rings are made of Viton® rubber. The liner provides a running surface for the seal rings and protects the propeller shaft from wear.

Although as standard, they are partially split cost efficient solutions, they are also available in a fully split option providing the possibility to perform retrofits without removing any components in the shaft line.

→ Thruster seal

The oil lubricated (OLS3-P and OLS4-P) lip type seal is also applicable for thruster seal solutions.

Shaft Ø	Ø80 to Ø1172 mm (OLS3-P and OLS2-P) Ø286 to Ø1172 mm (OLS4-P)
Serviceability	Partially and fully split options
Internal lubricant	Oil
Max. draft pressure	2 bars
Optional extras	In water survey wear down gauge, net protection ring, spacer ring, zinc anodes, tungsten carbide coating for the liner, adaptable interfacing



WÄRTSILÄ - STERNGUARD & ENVIROGUARD SEALS

FACE TYPE SEALS

INLAND WATERWAYS AND COASTAL STERN TUBE

OFS1R-N, OFS1R-N-X et OFS1R-N-Z

➔ Oil lubricated outboard (OFS1R-N and OFS1R-N-X) and inboard (OFS1R-N-Z) stern tube face type seals are designed for robust and reliable service in small to medium sized vessels such as trawlers, coasters, dredgers, tugs and offshore supply vessels. Outboard seal (-N-X) is suited for high abrasion resistance.

Shaft sizes	Ø50 to 330 mm
Serviceability	Non Split
Internal lubricant	Oil
Max. draft pressure	0.8 bar



FACE TYPE SEALS

CONVENTIONAL COMMERCIAL, SPECIAL AND OFFSHORE STERN TUBE AND THRUSTER FACE TYPE SEALS

OFS1H-F, OFS1H-P, OFS1H-N, OFS1H-N-C et OFS1HW-F, OFS1HW-P & OFS1HW-N (SEAQUAL)

➔ Stern tube seals

Oil lubricated outboard (OFS1H-F, OFS1H-P and OFS1H-N) and inboard (OFS1HW-F, OFS1H-P and OFS1HW-N) stern tube seals (formally known as SEAQUAL) are designed to offer a durable solution suitable for the harsh working conditions of propeller shaft seals. As standard, they are fully split providing the possibility to perform retrofits and overhauls without removing the shaft line or propeller. Non-split cost efficient solutions are also available.

➔ Thruster seal

OFS1H-N-C is a compact non-split outboard oil lubricated face type thruster seal based on similar principles as the OFS1H-N.

Shaft Ø	Range from Ø66 to Ø1029 mm (depending on application)
Serviceability	Non-split, partially split and fully split options
Internal lubricant	Oil
Max. draft pressure	2.5 bars
Optional extras	In water survey wear down gauge, adaptable interfacing, Inner Rope Guard for added protection



WÄRTSILÄ ENVIROGUARD

The Wärtsilä Enviroguard range is an environmentally friendly inboard sealing solution. These products are suitable for both blue water and abrasive water conditions. Available in both metallic and composite materials.


SMALL RANGE

COMMERCIAL AND MILITARY OPEN WATER LUBRICATED STERN TUBE FACE TYPE SEALS

WFS1R-F, WFS1R-P et WFS1R-P-L

Wärtsilä Enviroguard seals (WFS1R-F, WFS1R-P and WFS1R-P-L) are suitable for smaller vessels such as patrol and coastal vessels. The small range Enviroguard has a long track record of outstanding performance in all water conditions. This seal type comprises of hard running interfaces for abrasion resistance and can be adapted for shock capability. Partially and fully split options are available to enable maintenance and seal replacement without removing the shaft. Maintenance can also be done afloat through the use of an inflatable seal. Main components are manufactured from proven, metallic or corrosion free composite materials for easy maintenance and reduced weight.

Shaft Ø	Ø70 to 450 mm (WFS1R-F / WFS1R-P)
Serviceability	Partially split and fully split options
Internal lubricant	Water
Max. draft pressure	1 bar
Optional extras	Adaptor plate, shock compliance



WÄRTSILÄ - ENVIROGUARD & FLOODGUARD SEALS

LARGE RANGE

COMMERCIAL AND MILITARY (BRONZE) OPEN WATER LUBRICATED STERN TUBE FACE TYPE SEALS


WFS10-P-M, WFS10-F-M et WFS10-F-EM

Wärtsilä Enviroguard seals (WFS10-P-M, WFS10-F-M and WFS10-F-EM) are suitable for larger vessels such as military, cruise and merchant vessels.

The large range Enviroguard has a long track record of outstanding performance in all water conditions. This seal type comprises of an omega bellows arrangement for increased radial and axial shaft movements. The seal can also be adapted for shock capability and is fitted to many navies and cruise ships throughout the world.

Partially and fully split options are available to enable maintenance and seal replacement without removing the shaft. Maintenance can also be done afloat through the use of an inflatable seal. Additional packing assembly is also available for the additional redundancy required for military applications.

Shaft Ø	Ø150 to 1040 mm (WFS10-PM, WFS10-FM) Ø250 to 900 mm (WFS10-F-EM)
Serviceability	Partially split and fully split options
Internal lubricant	Water
Max. draft pressure	1 bar
Optional extras	Adaptor plate, emergency packing



WÄRTSILÄ FLOODGUARD

The Wärtsilä Floodguard range is a water lubricated face type seal suitable for both standard and high speed solutions. For gas tight requirements, we can also offer bespoke lip type design to suit custom specifications.


COMMERCIAL AND MILITARY BULKHEAD FACE TYPE SEALS

WFB1-F-M et WFB1-F-MS

The Wärtsilä Floodguard range has a long track record of performance in both military and commercial applications. Should the vessel experience a flooded compartment, the self-activating Floodguard seal ensures that vessel integrity is maintained, allowing continued passage to dock.


The product range offers a variety of materials and configurations to suit shock requirements and high speed shafts. Being fully split as standard, the seal enables maintenance and replacement without removing the shaft.

Shaft Ø	Ø50 to 680 mm
Serviceability	Fully split
Internal lubricant	Water
Max. draft pressure	2 bars
Optional extras	Light weight, high speed, dirt excluder, gas tight.



MANEBAR

E SERIE



30 YEARS OF PROVEN RELIABILITY ON MORE THAN 10,000 APPLICATIONS

ManeBar E-series seals are designed for robust and reliable service in small to medium sized vessels such as trawlers, coasters, dredgers, tugs and offshore supply vessels. The seals can be supplied for either oil or water lubricated systems.

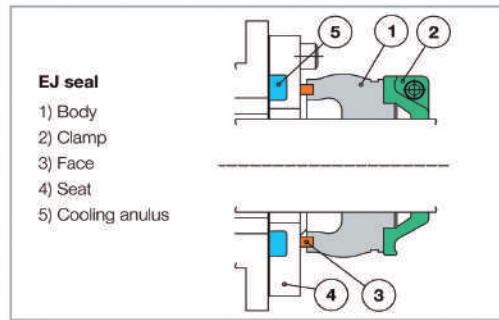
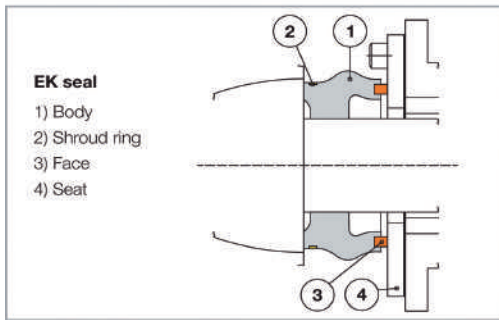
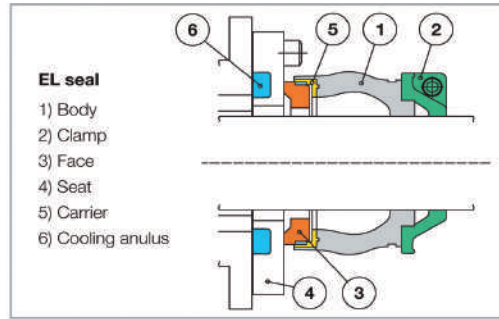
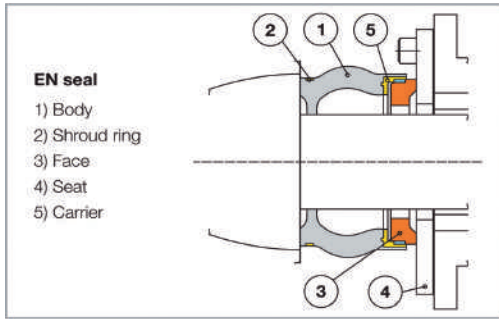
In water lubricated systems, the seals replace traditional packed stern glands, eliminating leaking gland plates, continual maintenance and worn shafts or shaft liners, thus giving a considerable cost saving to the ship owner.

In oil lubricated systems the seal offers a robust, reliable and cost effective alternative to traditional lip type seals.

FEATURES AND BENEFITS

- ➔ ManeBar seals are simple, robust and reliable.
- ➔ They are cost effective having a lower through life cost than other sealing systems.
- ➔ ManeBar seals can absorb high and low frequency vibrations and also axial and radial shaft movements well beyond the range of other seals.
- ➔ Shaft and shaft liner wear is eliminated, thus removing the necessity of costly shaft removal and component refurbishment or replacement.
- ➔ Seals are easy to install, inboard seals simply clamp to the shaft, compression tools required for fitting are supplied. Outboard seals are compressed and driven by the propeller.
- ➔ Outboard seals are very robust and therefore more resistant to damage caused by ropes, nets etc. than standard lip type seals.
- ➔ The seals can be used on CP and FP propeller systems.
- ➔ ManeBar seals also have many years successful experience on all types of Thrusters and are used as standard fit by the leading manufactures of this equipment.
- ➔ ManeBar seals are approved by all the major classification societies.

WÄRTSILÄ - MANEBAR SEALS



➔ EL Type – partially split inboard seal

The ManeBar EL seal can be supplied for either water or oil lubricated systems. It's split, removable face and optional split seat, means that maintenance can be easily and quickly conducted, without shaft removal. For water lubricated systems an inflatable seal is included. This simple and effective device allows seal overhauls to be conducted with the vessel afloat. The standard combination of Manetex fibre face and Ni-resist iron seat can be replaced with hard wearing Silicon Carbide for water lubricated systems running in abrasive "brown water" conditions.

➔ EN Type – partially split outboard seal

The ManeBar EN seal is used outboard on oil lubricated systems. Like the EL seal the split face and optional split seat can be removed with the shaft in situ, making maintenance quicker and less costly. Silicon Carbide face options are available for vessels such as dredgers working in abrasive conditions.

➔ EJ Type – non-split inboard seal

The ManeBar EJ seal can be supplied for either oil or water lubricated stern tubes. For water systems an inflatable seal is included.

➔ EK Type – non-split outboard seal

The ManeBar EK seal is used outboard on oil lubricated systems. The standard material combination is Manetex fibre face and Ni-resist iron seat, however face/seat options of Manetex/Silicon Carbide and Carbon/Silicon Carbide are available for abrasive conditions.



DEEP SEA SEAL MANECRAFT SEALS



HOW DOES MANECRAFT WORK?

The Manecraft seal comprises two main components: the stationary seat assembly and the rotating seal assembly, both moulded from tough, oil resistant chloroprene.

The stationary seat has a solid bronze ring bonded into it and is clamped onto the sterntube with two stainless clips, this part remains stationary.

Incorporated into the stationary seat is a red emergency sealing clip. This safety feature is for emergency only and is protected by a tamper proof tag. Under no circumstances should the shaft be rotated whilst this clip is tight.

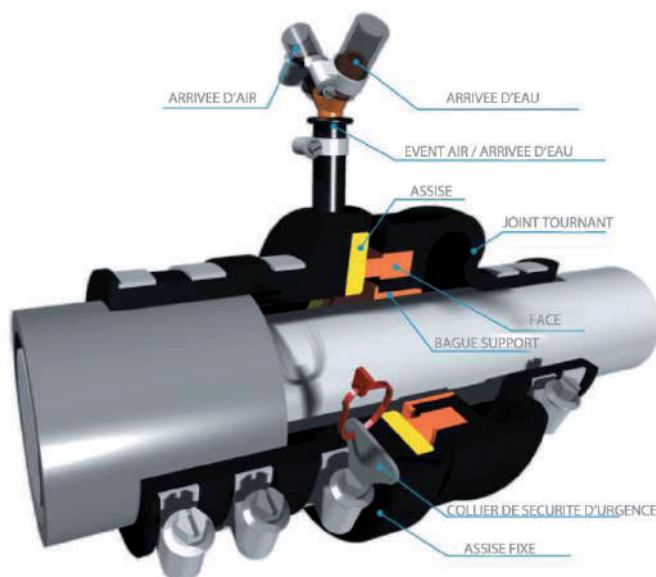
The rotating seal assembly is clamped onto the shaft whilst being compressed against the seat. As the shaft rotates, so does the seal assembly.

The sealing face rotates against the stationary bronze seat, lubricated and cooled by the water inside the seal, and a water flush.

An air vent is incorporated in the flush system (see fitting instructions). The bearing spacing must be determined from the thrust bearing to the 'P' bracket bearing. Please refer to the bearing spacing section for further information.

Manecraft seals are easy to fit and are direct replacements for old style propeller shaft packed glands. They do not require packing, adjusting, or maintaining and cannot wear a groove in the shaft. Following careful installation, all they need is a quick regular inspection in common with sea cocks, hoses, and other hull fittings situated under the water line.

On monitored test vessels, Manecraft seals have completed in excess of 10,000 hours of service, or 100,000 sea miles and are still in perfect condition. On most vessels, age will be the deciding factor rather than service hours when renewal is necessary. With the low cost involved, replacement of such an essential component every five years is recommended.



WÄRTSILÄ MANECRAFT SEALS

The Manecraft seal is simple to fit. Most vessels are easily converted to Manecraft and while there are many types of stern gland, they generally fall into three styles.

01



FLEXIBLE STERN GLAND

02



RIGID STERN GLAND

03



THREADED STERN GLAND

SHAFT Ø UP TO 50 MM



Shaft Ø	Tube Ø	Max. Total length	Std Set Max Shaft Speed	High Speed Set Max Shaft Speed
25-30	35-43	131	1800	2950
25-30	43-51	131	1800	2950
30-35	43-51	131	1740	2850
30-35	51-60	131	1740	2850
35-41	51-60	131	1670	2750
35-41	60-70	131	1670	2750
41-43	70-80	131	1560	2600
43-46	70-80	131	1560	2600
46-51	70-80	131	1560	2600

SHAFT Ø SUPERIOR TO 50 MM



Shaft Ø	Tube Ø	Max. Total length	Std Set Max Shaft Speed
IMPERIAL			
2"1/4	3"1/2	5"13/32	1550
2"1/2	3"1/2	5"13/32	1500
2"3/4	4	5"13/32	1500
METRIC			
55	70-80	137.5	1550
60	80-90	137.5	1500
65	90-100	137.5	1500

OVERVIEW

All shaft lines are designed on a basis of torque transmission from the motor/engine to the propeller. This torque rotates the propeller and create the thrust that generate the ship movement. For this reason torque must be transmitted ensuring the maximum propulsion efficiency.

In scenarios where there is no possibility to install a flanged shaft, or where conventional shaft connections result in a costly installation or cannot fulfil the requirements of the shaftline, Wärtsilä can offer the Hydraulic Coupling solution.

Hydraulic couplings are a very simple method of shaft connection. They reduce the requirement of shaft preparation due to no need for the use of keyways, tapers or thrust rings at the end of the shaft. Also **ensures a safe transmission** of torque to the propeller and **support very high thrusts by friction force**.

The hydraulic couplings are available in a **wide range of sizes**.

Hydraulic couplings consist of an internally tapered boss which presses over an externally tapered sleeve during its axial displacement. This contact forms the shrink pressing force. A good combination between sleeve, boss and shaft installation, in conjunction with the hydraulic injection method, allows the achievement of the desired torque and thrust transmission.

Wärtsilä hydraulic couplings are available in four execution.

Hydraulic couplings are made with high quality standard materials and comply with all requirements of the most exigent international societies standards. Also detailed manufacture and control procedures gives a perfect-ready to install product.

In case of installations under corrosive environments with coupling material, a external protection can be provided to avoid damages to the hydraulic coupling.

FEATURES & BENEFITS



- ➔ Allow installations between a cylindrical shaft end to a cylindrical/flanged shaft end.
- ➔ Small gaps between connected shafts are accepted in coupling installation.
- ➔ Designed to ensure the shortest installation/un-installation time with the minimum resource.
- ➔ Equipped with a sealing system that allows an easy and clean installation/uninstallation process.
- ➔ Requires minimal shaft preparation.
- ➔ Avoid the risk of fretting and fatigue due to the lack of keyway stress raisers.
- ➔ No costly component substitution required throughout the whole life of the installation.
- ➔ Allows transmission of very high torques and thrusts.

CYLINDRICAL SHAFT END – CYLINDRICAL SHAFT END CONNECTION OHSN (CSR)




Its design allows the joining of two cylindrical shafts. It can also support a small gap between shafts without losing effectiveness. When this gap exceeds the maximum allowable, a distance ring must be installed.

Shaft Ø	Ø100 to 700 mm
Hydraulic connections	Size from 100 to 170:
	High pressure: M16x1.5 (Std)
	Low pressure: G1/4" (Std)
	Size from 170 to end:
High pressure: G3/4" (Std)	
Low pressure: G1/4" (Std)	



WÄRTSILÄ - HYDRAULIC COUPLINGS


CYLINDRICAL SHAFT END – FLANGED SHAFT END CONNECTION - OHSM (CSF)



This design includes a flanged coupling boss providing a solution for those connections between a straight cylindrical shaft and a flanged shaft, motor or gearbox.

Shaft Ø	Ø100 to 500 mm
Hydraulic connections	Size from 100 to 170mm:
	High pressure: M16x1.5 (Std)
	Low pressure: G1/4" (Std)
	Size from 170 mm to end:
	High pressure: G3/4" (Std)
	Low pressure: G1/4" (Std)


CYLINDRICAL SHAFT END – FLANGED SHAFT END CONNECTION (LONGER BODY) - OHSM-B (CFH)



There are a variety of OHSM couplings designed for installations with controllable pitch propellers and other installations where greater distance between the shafts is required. In this kind of coupling, the coupling boss is also flanged but difference to the OHSM coupling by means of an enlarged boss so the flange is at a greater distance from the shrink fitted part.

Shaft Ø	Ø100 to 500 mm
Hydraulic connections	Size from 100 to 170mm:
	High pressure: M16x1.5 (Std)
	Low pressure: G1/4" (Std)
	Size from 170mm to end:
	High pressure: G3/4" (Std)
	Low pressure: G1/4" (Std)

CYLINDRICAL SHAFT END – FLANGED SHAFT END CONNECTION (FLANGE IN SLEEVE) - OHSM-V (CSB)



This coupling version was developed for installations with medium torque transmission requirement where the shaft position cannot be adjusted. They are fixed through the flange which is integrated in the sleeve to the connection flange before coupling installation. In this way, a perfect alignment between flanges can be achieved with a minimum effort.


Shaft Ø	Ø100 to 500 mm
Hydraulic connections	ØAPH 100 à 170mm:
	Haute pression: M16x1.5 (Std)
	Basse pression: G1/4" (Std)
	ØAPH 170 à 500mm:
	Haute pression: G3/4" (Std)
	Basse pression: G1/4" (Std)

HYDRAULIC NUTS

The propeller installation has been installed traditionally on a tapered shaft with a nut and using a key as locking device. This operation method is not only difficult due to high forces involved, it also very time consuming. Also when uninstalling propellers traditionally fitted with this method, it becomes a harder task as required forces are even higher due to possible fretting that can occur.

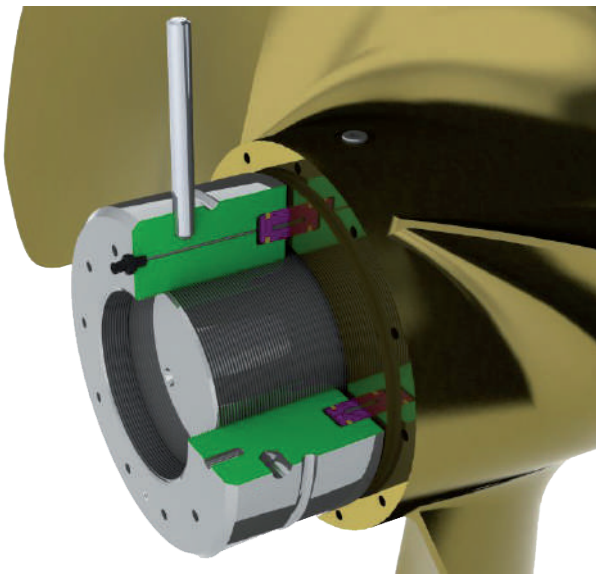
In order to minimize the installation/un-installation risks and time, the use of hydraulically fitted propellers can be used. Wärtsilä can offer the solution to simplify the process and reduce the amount of force required.

The hydraulic nuts are available in a **wide range of sizes**.



FEATURES & BENEFITS

- ➔ Simplify the operation process and maintenance.
- ➔ Reduces the shaft finish requirements as no keyways need to be machined.
- ➔ Designed to ensure the shortest installation/un-installation time with the minimum staff.
- ➔ Avoid leakages during installation/uninstallation.
- ➔ More controllable installation/ un-installation process.
- ➔ Eliminates the risks of fretting and stress raisers produced by keyway machining.



Hydraulic nut assembly consists of two elements:

- ➔ Nut body: This is an alloy steel ring internally threaded with a groove in one of its faces.
- ➔ Piston nut: It is the mobile part of the nut and is located in the nut body groove. This element is pushed by the hydraulic pressure and exerts the axial force.

Shaft Ø	Up to Ø 700 mm
Hydraulic connections	G1/4" (Std)

Hydraulic nuts are made with high quality standard materials and complies with all requirements of the most exigent international societies standards. Also detailed manufacture and control procedures gives a perfect-ready to install product.

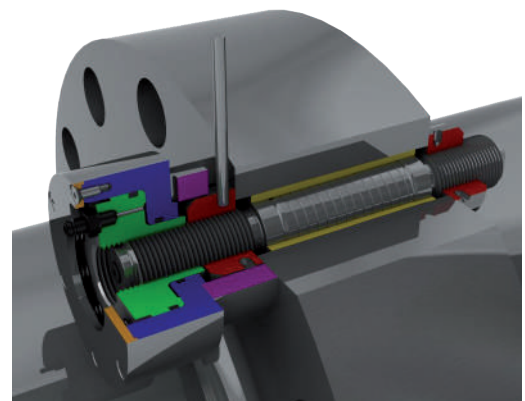
Special designs and modifications made over our standard design are possible under customer request.

HYDRAULIC BOLTS

Hydraulic bolts are a very simple method of flange connection. They reduce the requirement of flange hole preparation and eliminate the need for onsite machining requirements. Also ensures a safe transmission of torque to the propeller by shear and/or by friction force.

Hydraulic bolts consist of an externally tapered bolt which presses over an internally tapered sleeve during its axial displacement. This contact forms the shrink pressing force. A good combination between bolt, sleeve and flange hole, in conjunction with the hydraulic injection method, allows clearance for the bolt until it fits in the flange hole.

Once it is installed in the flange hole, the bolt is tensioned with the tensioning tool providing a very high contact force between the flange faces with minimum effort.




THRUST BEARINGS

The thrust bearing solutions are single collar, self-aligning thrust bearings. They are designed with two faces of tilting pads on pivots.


OBSY-F & OBSQ-F

Wärtsilä thrust bearings (OBSY-F and OBSQ-F) transmit the thrust from the shaft to the bearing housing which minimizes the tilting effect with the benefit of low stress levels. The standard is for axial loads only and there is an option for axial and radial loading. The oil circulating and cooling system is available either as a self-lubricating system with integrated cooler or as external pump and cooler unit.

Fitted with complete remote monitoring of the temperatures and oil flow, the thrust bearing solutions enables easy management of the product.



OBSY-F & OBSQ-F Axial



OBSY-F & OBSQ-F Axial & radial

SHAFT Ø

Ø110 to 560 mm

GENERATOR BEARINGS

Generator bearing solutions are self-aligning bearings with housings made of cast iron with centrifugally cast tin based white metal bearing surfaces.

OGSPF, OGSS-F et OGSC-F

Wärtsilä's generator bearings can all be fitted with complete remote monitoring of the temperatures and oil flow.

Depending on the intended installation, the bearings can be altered to support both axial and radial loads. All bearing designs offer a variety of lubrication and cooling to ensure that the bearings are fully prepared for its application.

OGSP-F is a generator bearing designed according to DIN 31690 adapted for being fixated to a platform. OGSS-F is designed according to DIN 31693 and has a laterally positioned flange and the OGSC-F has a flange in the middle of the bearing designed according to DIN 31694.



OGSP-F



OGSS-F



OGSC-F

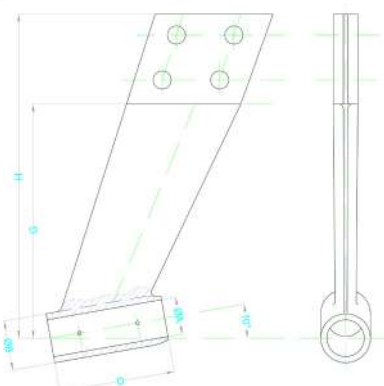
SHAFT Ø

Ø80 to 800 mm

BRACKETS



GLASS IN 'P' BRACKET (OTMAN) - TYPE RADICE



Bearing Dimensions					Reference
Shaft Ø (mm)	B (mm)	D (mm)	G (mm)	H (mm)	
25	38.10	102	200	400	CHASA025CU
30	44.45	127	200	400	CHASA030CU
35	47.62	140	245	450	CHASA035CU
40	53.97	165	245	450	CHASA040CU
45	60.32	178	315	550	CHASA045CU
50	66.67	203	315	550	CHASA050CU

Supplied with aqualube bearing.

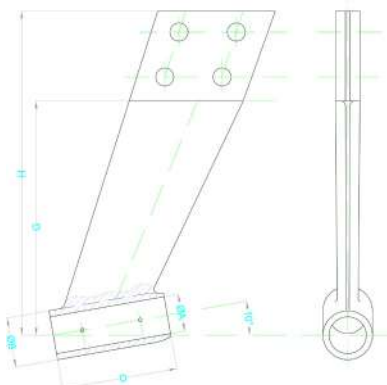


Other dimensions on request



GLASS IN 'P' BRACKET (ALUMINIUM BRONZE) - MAUCOUR

Designed for sailing boats and powerboats, this type of brackets has the advantage of being adjustable in height and angle at the installation. They are made in Aluminum bronze and supplied with a cutless bearing. They can also be produced in stainless steel or aluminum mechanically welded on request. Our technical team is at your disposal to provide the best technical and commercial offers to suit your needs.



Bearing Dimensions					Reference
Shaft Ø (mm)	B (mm)	D (mm)	G (mm)	H (mm)	
25	40	106	230	320	CHASCUAPMV025
30	45	130	270	380	CHASCUAPMV030
35	50.8	158	318	440	CHASCUAPMV035
40	55	166	360	500	CHASCUAPMV040
45	65	184	405	560	CHASCUAPMV045
50	70	205	445	620	CHASCUAPMV050
55	76.2	230	495	690	CHASCUAPMV055
60	80	254	540	750	CHASCUAPMV060

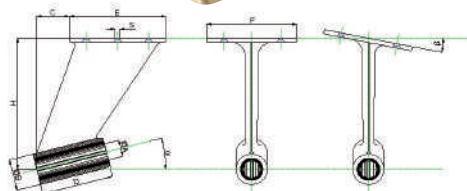
Supplied with aqualube bearing.



Other dimensions on request



PLATFORM 'P' BRACKET (OTMAN) - TYPE RADICE



Bearing Dimensions							Reference	
Shaft Ø (mm)	B (mm)	D (mm)	E (mm)	F (mm)	S (mm)	Holes number	Max. Height (mm)	
25	50	102	132	110	8	4	180	CHAAA025CU
30	60	127	158	132	10	4	200	CHAAA030CU
35	65	140	184	154	10	6	230	CHAAA035CU
40	70	165	210	176	12	6	260	CHAAA040CU
45	85	178	235	198	12	6	300	CHAAA045CU
50	90	203	260	220	12	6	350	CHAAA050CU

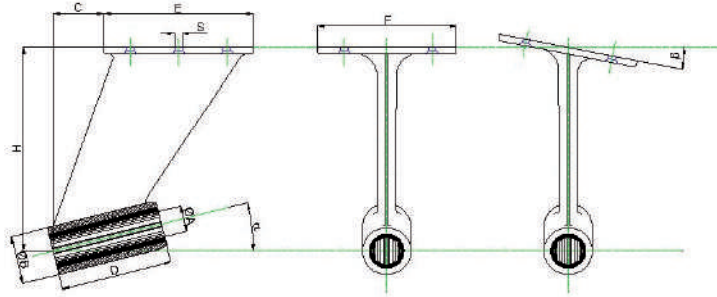
Supplied with aqualube bearing.



Other dimensions on request

PLATFORM 'P' BRACKET (ALUMINUM BRONZE) - MAUCOUR

Usually made of aluminum bronze, these brackets are hand-finished to give them the best profile possible. Design and drawing are done in 3D CAD to optimize the hydrodynamic profiles and meet the regulations of classification societies. They can also be made in stainless steel mechanically welded to optimize costs. Our technical team is at your disposal to provide the best technical and commercial offers to suit your needs.



Bearing Dimensions			E (mm)	F (mm)	C (mm)	Holes number	Max. Height (mm)	a °	β °	Reference
Shaft Ø (mm)	B (mm)	D (mm)								
25	40	102	130	110	10	4	225	9 - 16	0 - 25	CHAACUSCA025
30	44.45	127	160	130	10	4	270	9 - 16	0 - 25	CHAACUSCA030
35	47.62	140	185	155	12	6	315	9 - 16	0 - 25	CHAACUSCA035
40	53.97	160	210	180	12	6	360	9 - 16	0 - 25	CHAACUSCA040
45	60.32	180	235	195	12	8	405	9 - 16	0 - 25	CHAACUSCA045
50	66.67	203	260	220	12	8	450	9 - 16	0 - 25	CHAACUSCA050
55	73.02	220	300	245	12	8	495	9 - 16	0 - 25	CHAACUSCA055
60	76.20	240	340	270	16	8	540	9 - 16	0 - 25	CHAACUSCA060

Supplied with aqualube bearing.



Other dimensions on request

CUSTOM

The design and drawing are done in 3D CAD to optimize the hydrodynamic profiles and answer to classification societies regulations. They can also be made of stainless steel mechanically welded to optimize costs.

Our engineering department has extensive experience in the design of brackets: in fact, rigorous section calculations should be combined with search of the best hydrodynamics.

To achieve this, our study office needs the following data:

- ➔ Hull drawings,
- ➔ Inclination angle of the shaft,
- ➔ Position of the bracket and propeller,
- ➔ Propeller and shaft diameter,
- ➔ Power of the engine, rating and reduction.



CARBONE BRACKET



The Carbon Fiber P-Bracket has been developed in collaboration with prestigious Italian University in order to obtain the best possible compromise between design, hydrodynamic resistance, mechanical strength and cost. Compared to the supports in bronze of equal size, has a weight 5 times lower and an excellent Hydrodynamic performance.

Carbon Fiber P-Bracket is particularly suitable for installation on boats with keel in composite materials in order to avoid the problems of interface metal / composite.

We can offer glass in 'P' Brackets and Platform 'P' Brackets on request.



RUDDERS

To define a rudder, several criteria must be respected.

MAUCOUR's specialists can advise you on material selection and sizing of the project in fonction of the parameters of your installation.

We can produce all types of rudders removable or not, with socket, tiller arm and tie rod.

We can also calculate and make sets according to the standards of classification societies on request.

PROPELLERS

SHAFTS / STERNGEARS

BRACKETS / RUDDERS

ACCESSORIES

CASTOLDI WATERJETTS

RUDDER TRUNK

Usually made with epoxy resin and polyacetal bearings and O-ring seals.

They can also be made of steel, brass, stainless steel, or aluminum depending on the structure of the boat. It is possible to provide bronze bearings, flexible glands or ERCEM and tiller arm.

Our technical team is at your disposal to provide the best technical and commercial offers to suit your needs.



TILLER ARM / TIE ROD

Depending on your location and the type of steering system, we can offer custom tiller arm and tie rod, made of stainless steel, steel or aluminum.




CUSTOM RUDDERS

Maucour supplies many shipyards with suspended rudders molded in aluminum bronze, or mechanically welded stainless steel.

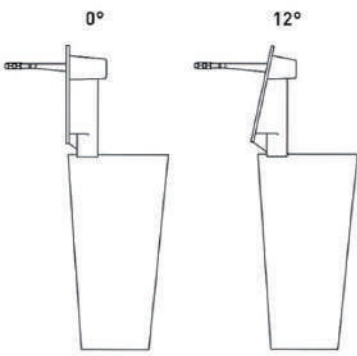
On professional boats where the rudder is not suspended, usually the removable blade is attached to the spindle and is reinforced to withstand lateral forces. At the bottom, socket includes a polyacetal wear bearing.



STANDARD RUDDERS



TRANSOM MOUNTED RUDDER ASSEMBLY 0°/12°

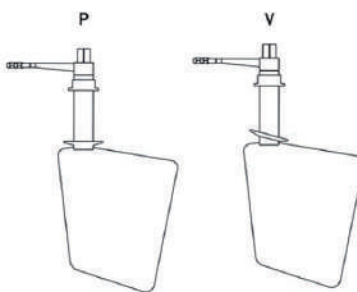


Type	Spindle Ø (mm)	Area (dm ²)	Weight (Kg)	Material	Reference
14 / 10 S0-S12	40	10.5	15	Manganese Bronze	SAFBUBSE1410(S0)/(S12)
16 / 7 S0-S12	40	7.17	12	Aluminium Bronze	SAFBUCSE1607(S0)/(S12)
16 / 11 S0-S12	40	11.09	18	Aluminium Bronze	SAFBUCSE1611(S0)/(S12)
16 / 13 S0-S12	40	13.10	19.5	Aluminium Bronze	SAFBUCSE1613(S0)/(S12)
17 / 15 S0-S12	40	15	27	316L Stainless Steel	SAFBUISE1715(S0)/(S12)
43 / 20 S0-S12	60	20.03	52	316L Stainless Steel	SAFBUISE4320(S0)/(S12)
38 / 40 S0	80	41.53	160	316L Stainless Steel	SAFBUISE3840S0
38 / 50	80	50.68	170	316L Stainless Steel	SAFBUISE3850S0



Other dimensions on request

RUDDER TUBE ASSEMBLY



Type	Spindle Ø (mm)	Area (dm ²)	Weight (Kg)	Material	Reference
12 / 6 P-V	30	5.77	10	Manganese Bronze	SAFAUBSE1206(P)/(V)
16 / 7 P-V	40	7.17	12	Aluminium Bronze	SAFAUCSE1607(P)/(V)
14 / 10 P-V	40	10.5	14	Manganese Bronze	SAFAUBSE1410(P)/(V)
16 / 11 P-V	40	10.77	15.5	Aluminium Bronze	SAFAUCSE1611(P)/(V)
16 / 13 P-V	40	12.8	17	Aluminium Bronze	SAFAUCSE1613(P)/(V)
25 / 11 P-V	40	10.69	16.5	Aluminium Bronze	SAFAUCSE2511(P)/(V)
17 / 15 P-V	40	15	23	316L Stainless Steel	SAFAUISE1715(P)/(V)
45 / 16 P-V	60	16.26	48	Aluminium Bronze	SAFAUCSE4516(P)/(V)
45 / 19 P-V	60	18.21	51	Aluminium Bronze	SAFAUCSE4519(P)/(V)
45 / 20 P-V	60	19.73	54	Aluminium Bronze	SAFAUCSE4520(P)/(V)
78 / 24 P-V	60	24.20	62	316L Stainless Steel	SAFAUISE7824(P)/(V)
36 / 30 P-V	70	30	110	316L Stainless Steel	SAFAUISE3630(P)/(V)
38 / 35 P-V	80	34.90	150	316L Stainless Steel	SAFAUISE3835(P)/(V)
42 / 70 P	80	69.90	230	316L Stainless Steel	SAFAUISE4270P
56 / 13 P	60	13.50	40	Aluminium Bronze	SAFAUCSE5613P
50 / 18 P	70	18.10	60	Aluminium Bronze	SAFAUCSE5018P

Cavitation Plate need to be add



Other dimensions on request

SHAFT AND STERNGEAR ZINC ANODES

RUDDER ANODES (SOLD IN PAIRS)

Ø	Reference	Weighty (kg)
35	ANOZRO035	-
50	ANOZRO050	0.160
70	ANOZRO075	0.380
110	ANOZRO108	1.360
125	ANOZRO128	1.960
140	ANOZRO140	2.900



Other dimensions on request

STREAMLINED SHAFT ANODES



Int. Ø mm	Ext. Ø mm	Width mm	Weight kg	Reference
19	58	56	0.525	ANOZNX019
22	58	56	0.500	ANOZNX022
25	58	56	0.480	ANOZNX025
25.4	58	56	0.485	ANOZNX025.4
28	58	56	0.450	ANOZNX028
28.6	58	56	0.440	ANOZNX028.6
30	58	56	0.435	ANOZNX030
31.8	58	56	0.400	ANOZNX031.8
34	65	66	0.570	ANOZNX034
35	65	66	0.560	ANOZNX035
38	65	66	0.520	ANOZNX038
40	81	77	0.965	ANOZNX040
44.4	81	77	0.880	ANOZNX044.4
45	81	77	0.845	ANOZNX045
50	93	88	1.180	ANOZNX050

Int. Ø mm	Ext. Ø mm	Width mm	Weight kg	Reference
50.8	93	88	1.140	ANOZNX050.8
55	93	88	1.080	ANOZNX055
57.1	93	88	1.020	ANOZNX057.1
60	100	100	1.745	ANOZNX060
63.5	100	100	1.640	ANOZNX063.5
65	100	100	1.630	ANOZNX065
70	128	107	2.740	ANOZNX070
75	128	107	2.560	ANOZNX075
76.2	128	107	2.540	ANOZNX076.2
80	128	107	2.340	ANOZNX080
85	128	107	2.080	ANOZNX085
90	132	112	4.700	ANOZNX090
95	142	114	5.580	ANOZNX095
100	142	114	5.250	ANOZNX100



Other dimensions on request

SHAFT COLLAR ANODES

Int. Ø mm	Ext. Ø mm	Thickness mm	Weight kg	Reference
19	65	18	0.310	ANOZCO020
22	65	18	0.300	ANOZCO022
25	65	18	0.280	ANOZCO025
30	65	18	0.260	ANOZCO030
35	65	18	0.230	ANOZCO035
40	80	20	0.440	ANOZCO040
45	80	20	0.390	ANOZCO045
50	90	25	0.595	ANOZCO050
60	110	30	1.250	ANOZCO060



Other dimensions on request

SHAFT NUTS ANODES

SHAFT Ø mm	Thread	Reference
22/25	16x200	ANOZAV1
30	20x200	ANOZAV2
35	26x 200	ANOZAV3
30	20x150	ANOZAV22
35	20x200	ANOZAV33



ANODES FOR PROPELLER NUTS

SHAFT Ø	CONIC	HEXAGONAL
	Only Anode Reference	Only Anode Reference
22/25	ANOZAVC1	ANOZAVH1
30	ANOZAVC2	ANOZAVH2
35	ANOZAVC3	ANOZAVH3
40	ANOZAVC4	ANOZAVH4
45	ANOZAVC5	ANOZAVH5
50/55	ANOZAVC6	ANOZAVH6
60	ANOZAVC7	ANOZAVH7



PROPELLERS ANODES

VARIPROP

Type	Reference
DF 80	ANOZVPDF080
DF 107	ANOZVPDF107
DF 112	ANOZVPDF112
DF 128	ANOZVPDF128
DF 140	ANOZVPDF140



VARIFOLD

Type	Reference
VF 70 SD (collar anode)	ANOZVF070SD
VF 108 3 & 4 Pales (propeller nut)	ANOZVF108



VARIROFILE

Type	Reference
VP-64	ANOZVPFVP64
VP-76	ANOZVPFVP76
VP-104	ANOZVPFVP104



J-PROP

Type	Reference	Weight (kg)
A Type	ANOZJPNM060	0.360
B Type	ANOZJPNM080	0.750
C Type	ANOZJPNM090	1.050



ZINC ANODES

MAXPROP

Type	Reference	Weight (kg)
Ø 65 mm	ANOZMP063	0.280
Ø 72 mm	ANOZMP070	0.380
Ø 84 mm	ANOZMP083	0.800
Ø 100 mm	ANOZMP100	1.075

Type	Reference	Weight (kg)
Ø 60 mm	ANOZMP060	0.300
Ø 67.7 mm	ANOZMP067.7	0.555

Modèle	Référence	Poids (kg)
Ø 36 mm	ANOZMP036	0.210

Ext. Ø mm	Int. Ø mm	Width mm	Weight kg	Reference
92	42	25	0.595	ANOZMPC042
92	46	25	0.580	ANOZMPC046




GORI

Type	Ext. Ø mm	Int. Ø mm	Collars		Weight kg	OEM Reference	Maucour Reference
			Width mm	Drilling Ø			
SD/3BL 15" - 16.5"	81	56	24	7	0.345	155200	ANOZGOCO1516.5
3BL 18" - 20"	83	53	40	6	0.845	1553000000	ANOZGOCO1820
SD/3BL 18" - 20"	95	60	34	7	0.965	1553950000	ANOZGOCO1820SD
3BL 22" - 26"	95	63	47	7	1.345	1554000000	ANOZGOCO2226
3BL 28" - 30"	97	80	40	7	0.620	1555000000	ANOZGOCO2830
3BL 28" - 30"	127	90	50	7	2.015	/	ANOZGOCO2830BIS



Type	L mm	l mm	Propeller Nuts		OEM Reference	Maucour Reference
			Drilling Ø	Weight kg		
15" - 16.5"	26	16	8	0.035	1407210000	ANOZGO1516.5
18" - 20"	28	16	6	0.035	1407310000	ANOZGO1820
22" - 26"	33	20	8	0.090	1407410000	ANOZGO2226
28" - 30"	44	33	6	0.260	147451100	ANOZGO2830



FLEX-O-FOLD

Type	Reference
Ø 55.3 mm	ANOZFOF55.3
Ø 69.5 mm	ANOZFOF69.5



BOWTHRUSTERS

SLEIPNER - SIDE POWER

Type	Weight kg	Reference
SP 30/40	0.045	ANOZSP3040
SP 55/75/95	0.125	ANOZSP557595
SP 125	0.165	ANOZSP125



SP 30/40



SP 55/75/95



SP 125

VETUS

Type	Weight kg	OEM Reference	Maucour Reference
BOW 25	0.040	BP1221/SET0148	ANOZVETBOW25
BOW 23/50/80 et STERN	0.065	BP129/SET0153	ANOZVETBOW235080
BOW 35/55	0.145	BP1126/SET0149	ANOZVETBOW3555
BOW 60/75/80/95	0.145	BP195/SET0151	ANOZVETBOW60758095
BOW 125/130/160	0.435	BP195/SET0151	ANOZVETBOW125130160
BOW 220/285	0.380	BP1210/SET0152	ANOZVETBOW220285



BOW 25



BOW 23/50/80 & STERN



BOW 35/55



BOW 60/75/80/95



BOW 125/130/160



BOW 220/285



OVALE SERIE

L	l	h	P.C.D	Drilling Ø	Weight kg	Reference
93	40	17	50	7	0.195	ANOZFLAPSOVALE1
117	43	20	50	7	0.325	ANOZFLAPSOVALE2
112	66	19	40	5.5	0.460	ANOZFLAPSOVALE3
85	47	20	33	7	0.300	ANOZFLAPSOVALE4
145	40	22	52	6.5	0.500	ANOZFLAPSOVALE5
210	29	20	52	14.5	0.500	ANOZFLAPSGALEON



TYPE

Type	L	l	h	P.C.D	Drilling Ø	Weight kg	Reference
SEIPEM	118	33	19	60	7	0.455	ANOZFLAPSSAIPEM1
SEIPEM	175	39	19	100	7	0.820	ANOZFLAPSAIPEM2
RIVA THALASSA	200	44	40	100	9.5	1.750	ANOZFLAPSRIVAT
BOSTON WHALER	70	50	14	33	7	0.280	ANOZFLAPSBW
CARRE	64	64	10	50	7	0.270	ANOZFLAPSCARRE
RECTANGULAIRE	100	45	10	50	10	0.275	ANOZFLAPSRECT1
RECTANGULAIRE	110	67	20	57	7	0.970	ANOZFLAPSRECT2
ACQUARIVA	100	28	12	35	7	0.240	ANOZFLAPSACQUA
FLAPS	130	50	17	77	7	0.685	ANOZFLAPS
RIVA	217	60	30	160	8	2.400	ANOZFLAPSRIVA1



ANODES TO BOLT ON

Type	L	l	h	P.C.D	Drilling Ø	Weight kg	OEM Reference	Maucour Reference
VETUS	150	60	25	80	11 x 15	0.970	15	ANOZVET1
VETUS	240	65	29	140	13 x 25	2.300	25	ANOZVET2
VETUS	290	55	30	200	13 x 25	2.700	32	ANOZVET3
VETUS	350	72	35	200	13 x 25	4.500	38	ANOZVET4
HYDROMARINE	115	65	30	40	11	0.990	/	ANOZHY
SEA RAY	200	110	30	130	13	3.800	/	ANOZSR
FAIRLINE	200	65	32	110	12	1.300	/	ANOZFL1
FAIRLINE	320	65	35	160	12 x 65	2.195	/	ANOZFL2
FAIRLINE	310	75	40	205	13 x 25	4.000	/	ANOZFL3
FAIRLINE	455	90	40	230	19	7.000	/	ANOZFL4



VETUS



HYDROMARINE



SEARAY



FAIRLINE 1



FAIRLINE 2




FAIRLINE 3



FAIRLINE 4

Ingots				
Dimensions (mm)	P.C.D.	Drilling Ø	Weight kg	Reference
75 x 34 x 16	133	9 x 20	0.250	ANOZABLG0250
95 x 34 x 17	117	7 x 25	0.260	ANOZABLG0260
95 x 40 x 25	129	9 x 20	0.500	ANOZABLG0500
120 x 46 x 35	180	13 x 25	1.100	ANOZABLG1100
141 x 66 x 25	180	13 x 25	1.040	ANOZABLG1040
140 x 82 x 26	180	13 x 25	1.900	ANOZABLG1900



Plates					
Dimensions (mm)	P.C.D.	Drilling Ø	Weight kg	Insert	Reference
147 x 65 x 22	70	13 x 25	1.200	Avec	ANOZABPL1200
180 x 65 x 30	104	13 x 25	2.000	Avec	ANOZABPL2000
190 x 65 x 30	102	13 x 15	2.250	Avec	ANOZABPL2250
200 x 80 x 22	110	13 x 25	2.500	Avec	ANOZABPL2500
200 x 100 x 23	100	10.5	3.200	Sans	ANOZABPL3200
490 x 48 x 20			3.200	Sans	ANOZABPL3200B
280 x 85 x 30	160	13 x 25	4.000	Avec	ANOZABPL4000
210 x 100 x 30	110	19 x 25	4.200	Avec	ANOZABPL4200
220 x 100 x 30	120	10.5	4.300	Sans	ANOZABPL4300
400 x 80 x 30	250	10.5	7.000	Sans	ANOZABPL7000
455 x 100 x 50	230	22 x 30	14.860	Avec	ANOZABPL14860



ZINC ANODES

PROPELLERS

Pear Anodes					
Dimensions (mm)	Insert	Drilling Ø	P.C.D.	Weight kg	Reference
120 x 78 x 25	265 x 25 x 5	13 x 25	200	1.000	ANOZABPO1000
165 x 100 x 42	265 x 25 x 5	13 x 25	200	3.000	ANOZABPO3000




ANODES TO BE WELD

Plates					
Dimensions (mm)	P.C.D.	Drilling Ø	Weight kg	Insert	Reference
147 x 65 x 22	70	13 x 25	1.200	Avec	ANOZASPL1200
180 x 65 x 30	104	13 x 25	2.000	Avec	ANOZASPL2000
190 x 65 x 30	102	13 x 15	2.250	Avec	ANOZASPL2250
200 x 80 x 22	110	13 x 25	2.500	Avec	ANOZASPL2500
280 x 85 x 30	160	13 x 25	4.000	Avec	ANOZASPL4000
210 x 100 x 30	110	19 x 25	4.200	Avec	ANOZASPL4200
455 x 100 x 50	230	22 x 30	14.860	Avec	ANOZASPL14860



SHAFTS / STERNGEARS

Pear Anodes			
Dimensions (mm)	Insert	Weight kg	Reference
120 x 78 x 25	230 x 25 x 5	1.000	ANOZASPO1000
140 x 90 x 35	250 x 25 x 5	1.800	ANOZASPO1800
165 x 100 x 42	250 x 25 x 5	3.000	ANOZASPO3000



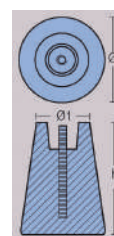
BRACKETS / RUDDERS

Ingots			
Dimensions (mm)	Insert	Weight kg	Reference
190 x 50 x 26	300 x 25 x 5	1.600	ANOZASLG1600
200 x 60 x 32	300 x 25 x 5	2.400	ANOZASLG2400



SUSPENDED ANODES

Material	Ø	Ø1	h	Weight kg	Cable Length in m	Reference
Zinc	80	53	105	2.500	4.5	ANOZAPZN2500
Aluminium	80	53	105	1.000	4.5	ANOZAPAL1000
Magnesium	80	53	105	0.900	4.5	ANOZAPMA0900



ACCESSORIES

Material	Dimensions	Weight kg	Cable Length in m	Reference
Zinc	190 x 38 x 19	0.9	4.5	ANOZAPZN0900



CASTOLDI WATERJETTS

OUTBOARD ALUMINUM ANODES KITS


Advantages of Aluminum:

- It provides better protection than zinc. (-1.1V for Aluminium & -1.05V for Zinc)
- It has a lifespan of 30 to 50% higher than the Zinc.
- It is also effective in all types of water.
- It does not pollute.
- It is 2.5 times lighter than zinc.

Kits sold in blister , with hardware.

VOLVO

Application	Reference
A Volvo 280	ANOZKITVOL280
B Volvo 280 Duo Prop	ANOZKITVOL280DP
C Volvo 290	ANOZKITVOL290
D Volvo 290 Duo Prop	ANOZKITVOL290DP
E Volvo SX	ANOZKITVOLSX



MERCUISER

Application	Reference
A Alpha One	ANOZKITMERALPHA1
B Bravo 1	ANOZKITMERBRAVO1
C Bravo 2/3	ANOZKITMERBRAVO2/3
D Bravo 3 (2004 & +)	ANOZKITMERBRAVO3
E Verado 4	ANOZKITMERVERADO4
F Verado 6	ANOZKITMERVERADO6



VOLVO ANODES










PROPELLERS

SHAFTS / STERNGEARS





















BRACKETS / RUDDERS

ACCESSORIES

CASTOLDI WATERJETTS

	Type	Application - Weight	Zinc Anode	OEM Code	Zinc Code	Aluminium Code
	Collar Anode	Serie 100 - 0.200 Kg		875810	ANOZVOL00	ANOAVOL00
	Collar Anode	Serie 200 - 0.255 Kg		875809	ANOZVOL01	ANOAVOL01
	Collar Anode	Serie 250/270/275 - 0.280 Kg		875805	ANOZVOL02	ANOAVOL02
	Collar Anode	Serie 280 - 0.755 Kg		875815	ANOZVOL03	ANOAVOL03
	Collar Anode	Serie 290 H: 30 mm - 0.470 Kg		/	ANOZVOL-04BIS	
	Collar Anode	Saildrive 110 - 0.940 Kg		875812	ANOZVOL05	ANOAVOL05
	Collar Anode	Saildrive 120 - 0.530 Kg		876286	ANOZVOL06	
	Collar Anode	Serie 250/270/280 - 0.930 Kg		832598	ANOZVOL07	ANOAVOL07
	Bar Anode	Duo Prop 290 - 0.750 Kg		852835	ANOZVOL08	ANOAVOL08
	Bar Anode	Trim 270 - 0.630 Kg		832934	ANOZVOL09	
	Square Trim	SD 110/120 - 0.175 Kg		852018	ANOZVOL10	
	Plate Anode	S Drive - 0.160 Kg		855105	ANOZVOL11	
	Plate Anode	FB - Ø95 mm - 0.210 Kg		/	ANOZVOL12	
	Fin Anode	Ø15 L 40 mm Thread 7/16"UNC Serie 200/250/270 - 0.100 Kg		832989	ANOZVOL13	
	Rod Anode	Ø16 L 30 mm Thread 7/16"UNC Serie 200/250/270 - 0.080 Kg		838929	ANOZVOL14	
	Rod Anode	Ø16 L 18 mm Thread 5/16"UNC - 0.020 Kg		/	ANOZVOL15	
	Rod Anode	Ø25 L 44 mm Thread 3/8"UNC - 0.155 Kg		823661	ANOZVOL16	
	Plate Anode	DUO Engine - 0.110 Kg		8727793	ANOZVOL17	ANOAVOL17
	Plate Anode	S.Drive DP-S, SX - 1.050 Kg		3854130	ANOZVOL18	ANOAVOL18
	Shaft Nut	Ø25/30 - 0.305 Kg		833913	ANOZVOL19	

VOLVO ANODES

	Type	Application - Weight Zinc Anode	OEM Code	Zinc Code	Aluminium Code
	Shaft Nut	Ø35 - 0.275 Kg	933915	ANOZVOL20	
	Shaft Nut	Ø40 - 0.485 Kg	828140	ANOZVOL21	
	Cube Anode	Serie DPX - 0.370 Kg	873395	ANOZVOL22	
	Plate Anode	Serie DPX - 0.215 Kg	876638	ANOZVOL23	
	Bar Anode	Serie DPX - 0.690 Kg	872139	ANOZVOL24	ANOAVOL24
	Fin Anode	Ø124 mm - 0.430 Kg	/	ANOZVOL25	
	Plate Anode	Serie SX - 0.940 Kg	3855411	ANOZVOL26	ANOAVOL26
	Bar Anode	Serie SX - 0.160 Kg	/	ANOZVOL27	
	Collar Anode	Serie SD MS25S for folding propeller - 0.300 Kg	3858399	ANOZVOL28	
	Plate Anode	For Bowthruster - 0.045 Kg	/	ANOZVOL29	
	Ogive	For Bowthruster Ø26 H:20 mm	/	ANOZVOL30	
	Ogive	For Bowthruster Ø29 H:20mm - 0.060 Kg	/	ANOZVOL31	
	Plate Anode	For Bowthruster QL - 0.088 Kg	41100276	ANOZVOL32	
	Plate Anode	Serie SX DPH/DPR - 0.850 Kg	3588746	ANOZVOL33	
	Plate Anode	Sterndrive - 1.270 Kg	/	ANOZVOL-33BIS	
	Collar Anode	SD MS25S 130S/150S (2002/2003) - 1.460 Kg	3586063	ANOZVOL34	
	Bar Anode	DuoProp DPH/DPR - 0.515 Kg	3588745	ANOZVOL35	
	Cooler Anode	Cooling System Seal Drive 100 - 0.035 Kg	/	ANOZVOL36	
	Plate Anode	SX19 - 1.150 Kg	/	ANOZVOL37	
	Engine Anode	IPS - 0.740 Kg	/	ANOZVOL38	

PROPELLERS

SHAFTS / STERNGEARS

BRACKETS / RUDDERS

ACCESSORIES

CASTOLDI WATERJETTS

MERCURY / MERCUISER ANODES

PROPELLERS

SHAFTS / STERNGEARS

BRACKETS / RUDDERS

ACCESSORIES

CASTOLDI WATERJETTS

	Type	Application - Weight	Zinc Anode	OEM Code	Zinc Code	Aluminium Code
	Fin Anode	Mercury / Mariner from 35Hp	- 0.480 Kg	31640Q4	ANOZMER00	ANOAMER00
	Fin Anode	Serie Alpha R/ MR1 before 1990	- 0.600 Kg	34127A1	ANOZMER01	
	Fin Anode	18/20/25Hp (1980/1983)	- 0.265 Kg	94286T	ANOZMER02	
	Plate Anode	20 Hp	- 0.310 Kg	47820A1	ANOZMER03	
	Fin Anode	Alpha One SS & Merc/Mariner 225 Hp	- 0.395 Kg	822777Q1 / 46399A1	ANOZMER04	
	Bar Anode	From 70 to 190Hp	- 0.665 Kg	43396	ANOZMER05	
	Plate Anode	Alpha One Gen 2 + Bravo I/II/II 1988/95	- 0.895 kg	43994A2	ANOZMER06	
	Plate Anode	Alpha One	- 0.890 Kg	821631	ANOZMER06BIS	ANOAMER-06BIS
	Nut Anode	Alpha One – Bravo 1	- 0.120 Kg	55989Q9	ANOZMER07	ANOAMER07
	Plate Anode	Embase	- 0.270 Kg	34762A1	ANOZMER08	
	Plate Anode	Mercury / Mariner 4.5 / 9 Hp	- 0.030 Kg	/	ANOZMER09	
	Plate Anode	Mercury / Mariner 6 / 9.9 / 15 Hp	- 0.030 Kg	42121A	ANOZMER10	
	Plate Anode	Mercury 4.5 / 7 Hp	- 0.050 Kg	/	ANOZMER11	
	Fin Anode	18 / 25 Hp (1990 & +)	- 0.350 Kg	984325	ANOZMER12	
	Ring Anode	2.5 / 3 / 4 / 5 / 6 / 8 / 9.8 Hp	- 0.010 Kg	923912	ANOZMER13	
	Plate Anode	Alpha One Gen II	- 0.700 Kg	821629Q1	ANOZMER14	ANOAMER14
	Plate Anode	Bravo 1 / 2 / 3	- 0.980 kg	821630Q1	ANOZMER15	ANOAMER15
	Bar Anode	40/60 Hp & Verado 135/150/175 Hp	- 0.640 Kg	818298Q1	ANOZMER16	ANOAMER16

MERCURY / MERCUISER ANODES

	Type	Application - Weight Zinc Anode	OEM Code	Zinc Code	Aluminium Code
	Collar for Trim PM	Alpha One Gen II (91& +) - 0.120 Kg	806189Q1	ANOZMER17	ANOAMER17
	Collar for Trim GM	Bravo - 0.340 Kg	806190Q1	ANOZMER18	ANOAMER18
	Collar Anode	Alpha One Gen II - 0.230 Kg	806105Q1	ANOZMER19	ANOAMER19
	Plate Anode	135 to 200 Hp / Alpha One Gen 2 & Bravo - 0.335Kg	76214/5	ANOZMER20	ANOAMER20
	Plate Anode	150/250 Hp - 1.180 Kg	89949	ANOZMER21	
	Bar Anode	30/40/50 Hp & 25/40/50 Hp 4 Strokes - 0.300 Kg	825271	ANOZMER22	
	Ring Anode	Ø 20 mm Thickness 7 mm Drilling Ø 7 - 0.010 Kg	/	ANOZMER23	
	Ring Anode	Ø 24 mm Thickness 6.5 mm Drilling Ø 6.5 - 0.020 Kg	/	ANOZMER24	
	Plate Anode	75 to 200 Hp & 40/50/115 EFI 4 Strokes - 0.240 Kg	826134	ANOZMER25	ANOAMER25
	Plate Anode	Verado & Bravo - 0.310 Kg	76214	ANOZMER26	
	Fin Anode	40 / 50 / 60 Hp 3Cyl + 4 Strokes - 0.510 Kg	17264	ANOZMER27	
	Collar Anode	Bravo 1 / 2 / 3 - 0.170 Kg	806188A1	ANOZMER28	ANOAMER28
	Fin Anode	H 83 mm - Total length 116mm - Drilling 9.5 mm - 0.435 Kg	/	ANOZMER29	
	Fin Anode	H 85 mm - 0.680 Kg	/	ANOZMER30	
	Bar Anode	L 43 mm - 0.015 Kg	/	ANOZMER31	
	Plate Anode	Verado 215 / 275 Hp (2 per engine) - 0.485 Kg	880653	ANOZMER32	ANOAMER32
	Plate Anode	Verado 215 / 275 Hp (4 per engine) - 0.110 Kg	893404	ANOZMER33	ANOAMER33
	Plate Anode	4 strokes 4 / 9.9 Hp - 0.280 Kg	875208	ANOZMER34	
	Plate Anode	135 to 200 Hp / Alpha One Gen 2 & Bravo - 0.260Kg	76214/4	ANOZMER35	ANOAMER35
	Shaft Nut	Bravo 1 / 2 / 3 & X/XR - 0.515 Kg	865182A01	ANOZMER36	ANOAMER36

PROPELLERS

SHAFTS / STERNGEARS

BRACKETS / RUDDERS

ACCESSORIES

CASTOLDI WATERJETTS

BOMBARDIER/OMC/JOHNSON/EVINRUDE ANODES























PROPELLERS

SHAFTS / STERNGEARS

BRACKETS / RUDDERS

ACCESSORIES















CASTOLDI WATERJETTS

	Type	Application - Weight	Zinc Anode	OEM Code	Zinc Code	Aluminium Code
	Bar Anode	Transom - 0.465 Kg		976669	ANOZOMC00	
	Plate Anode	Embase - 0.580 Kg		982277	ANOZOMC01	
	Plate Anode	Serie 400/800 - 0.970 Kg		982438	ANOZOMC02	
	Plate Anode	OMC Cobra 1987/93 - 0.980 Kg		3853818	ANOZOMC03	ANOAOMC03
	Plate Anode	OMC Cobra 130/385 Hp - 1.285 Kg		983952	ANOZOMC04	
	Fin Anode	55 HP - 0.435 Kg		/	ANOZOMC05	
	Plate Anode	Horseshoe Shape Cobra 1984/86 - 0.725 kg		983494	ANOZOMC06	ANOAOMC06
	Cube Anode	OMC / Johnson 50 to 140 HP, Evinrude 50 to 200 HP - 0.245 Kg		436745	ANOZOMC07	ANOAOMC07
	Plate Anode	OMC/Johnson/Evinrude 90 to 140 HP - 0.820 Kg		392123	ANOZOMC08	ANOAOMC08
	Plate Anode	OMC/Johnson/Evinrude 50 to 75 HP - 0.700 Kg		392462	ANOZOMC09	ANOAOMC09
	Cube Anode	Johnson 160-280 HP V4/V6 - 0.330 Kg		433458	ANOZOMC10	
	Cube Anode	OMC Cobra - 0.190 Kg		/	ANOZOMC11	
	Plate Anode	Johnson 2 to 150 HP - 0.075 Kg		173029	ANOZOMC12	ANOAOMC12
	Plate Anode	Johnson / Evinrude 4-7.5 HP - 0.075 Kg		432397	ANOZOMC13	
	Plate Anode	Johnson 521/ Evinrude 20/25 HP 1991 - 0.190 Kg		434029	ANOZOMC14	
	Compelte Plate Anode	Johnson 521/ Evinrude 20/25 HP 1991 - 0.195 Kg		434029	ANO-ZOMC141	
	Collar Anode	Johnson 737 25/35/40 HP Since1991 - 0.155 Kg		398873	ANOZOMC15	ANOAOMC15
	Plate Anode	OMC Cobra 1986/89 - 0.800 Kg		984547	ANOZOMC16	ANOAOMC16
	Plate Anode	40 HP to V8 1988-91 - 0.300 Kg		431708	ANOZOMC17	ANOAOMC17
	Bar Anode	Johnson / Evinrude 60 to 175 HP - 0.715 Kg		433580	ANOZOMC18	ANOAOMC18
	Anode Bloc	OMC Cobra 1990/93 - 0.605 Kg		986158	ANOZOMC19	
	Plate Anode	OMC Cobra 5700 - 0.980 Kg		987067	ANOZOMC20	

BOMBARDIER/OMC... & YAMAHA ANODES

	Type	Application - Weight Zinc Anode	OEM Code	Zinc Code	Aluminium Code
	Plate Anode	Johnson 8-9, 9-15 HP - 0.055 Kg	338635	ANOZOMC21	
	Cube Anode	King Cobra & SX - 1.000 Kg	3854130	ANOZOMC22	
	Plate Anode	225 HP - 0.540 Kg	/	ANOZOMC23	
	Ring Anode	/ - 0.020 Kg	5031705	ANOZOMC25	
	Bar Anode	Evinrude 40 HP 4 Strokes - 0.475 Kg	/	ANOZMER26	

MOTEUR MARINER / YAMAHA ANODES

	Type	Application - Weight Zinc Anode	OEM Code	Zinc Code	Aluminium Code
	Fin Anode	Mariner 10-50 HP - Yamaha 20-25-30 HP - 0.205 Kg	664-45371-01	ANOZYAM00	ANOAYAM00
	Fin Anode	Mariner 40-60 HP Thread 10 x 1.25 or 7/16" since 1991 Yamaha 55 HP Thread 10 x 1.25 - 0.455 Kg	679-45251-00	ANOZYAM01	
	Fin Anode	Mariner 80-140 HP - 0.620 Kg	/	ANOZYAM02	
	Fin Anode	Yamaha 115-225 HP (V4/V6) - 0.385 Kg	6E5-45371-01	ANOZYAM03	ANOAYAM03
	Fin Anode	Yamaha 60-90 HP - 0.430 Kg	688-45371-02	ANOZYAM04	
	Cube Anode	Yamaha 115-225 HP 2 Strokes - 0.145 Kg	6E5-45251-00	ANOZYAM05	ANOAYAM05
	Ring Anode	Yamaha 9.9 HP - 0.045 Kg	683-45251-00	ANOZYAM06	
	Plate Anode	Mariner 6 - 9.9 HP - 0.030 Kg	/	ANOZYAM07	
	Plate Anode	Yamaha 6 - 8 HP - 0.040 Kg	6G1-45251-03	ANOZYAM08	
	Ring Anode	Mariner / Yamaha 2-25 HP - 0.020 Kg	/	ANOZYAM09	
	Ring Anode	Yamaha 60 - 85 - 115 HP - 0.040 Kg	688-45251-01	ANOZYAM10	ANOAYAM10
	Ring Anode	Mariner 40 HP - Yamaha 70-85 HP - 0.210 Kg	/	ANOZYAM11	
	Bar Anode	Yamaha 2 Strokes - 100 to 250 Hp - 0.900 Kg	6G5-45251-02	ANOZYAM12	ANOAYAM12
	Bar Anode	Yamaha 60/90 Hp - 0.545 Kg	6H1-45251-01	ANOZYAM13	

PROPELLERS

SHAFTS / STERNGEARS

BRACKETS / RUDDERS

ACCESSORIES

CASTOLDI WATERJETTS

MARINER / YAMAHA ANODES





















PROPELLERS

SHAFTS / STERNGEARS














BRACKETS / RUDDERS

ACCESSORIES

CASTOLDI WATERJETTS

	Type	Application - Weight Zinc Anode	OEM Code	Zinc Code	Aluminium Code
	Rod Anode	Yamaha Ø20 L 39 mm Thread M8 x10 - 0.090 Kg	/	ANOZYAM14	
	Bar Anode	HB 25B/40H/50D/55B/60F/70B/75A,C/80A/85A/90A/F80A,B/F100A,D Since 1990 - 0.460 Kg	6H1-45251-02	ANOZYAM15	ANOAYAM15
	Plate Anode	Yamaha 9.9/15 Hp - 0.140 Kg	6E8-45251-01	ANOZYAM16	
	Plate Anode	F2.5A/2B/3A/4B/4A/5C - 0.065 Kg	6L5-45251-02	ANOZYAM17	
	Plate Anode	Yamaha 6C/6D/8C - 0.175 Kg	6G1-45251-02	ANOZYAM18	
	Fin Anode	Yamaha 130/205/230/260 Z Drive - 0.580 Kg	6J9-45371-00	ANOZYAM19	ANOAAAM19
	Plate Anode	Yamaha 130/205/230/260 Z Drive - 0.765 Kg	6T5-45373-00	ANOZYAM20	
	Plate Anode	/ - 0.020 Kg	/	ANOZYAM21	
	Plate Anode	Yamaha V8 IB - 1.490 kg	6T4-45836-00	ANOZYAM22	
	Plate Anode	Yamaha 40 Hp - 0.100 kg	6E0-45251-02	ANOZYAM23	ANOAYAM23
	Fin Anode	Yamaha V8 - 0.680 Kg	/	ANOZYAM24	
	Plate Anode	150/200 Hp - 1.200 Kg	/	ANOZYAM25	
	Plate Anode	30/40 Hp - 0.285 Kg	/	ANOZYAM26	
	Ring Anode	Ø 20 mm Thickness 7 mm - 0.015 Kg	/	ANOZYAM27	
	Ring Anode	Ø 24 mm Thickness 6.5 mm - 0.020 Kg	/	ANOZYAM28	
	Plate Anode	75 HP-XR6 - 0.240 kg	/	ANOZYAM29	
	Fin Anode	Yamaha 25/30 Hp - 0.270 kg	/	ANOZYAM30	
	Plate Anode	HC 48 - 0.570 Kg	/	ANOZYAM31	
	Cube Bloc	/ - 0.120 Kg	55125-96310	ANOZYAM32	
	Fin Anode	Yamaha 150/225 Hp Dx - 0.625 Kg	6J9-45371-01	ANOZYAM33	

MARINER / YAMAHA ANODES

	Type	Application - Weight Zinc Anode	OEM Code	Zinc Code	Aluminium Code
	Fin Anode	Yamaha 150A/225A Hp Sx - 0.625 Kg	6K1-45371-02	ANOZYAM34	ANOAYAM34
	Plate Anode	4 Strokes - 0.265 Kg	/	ANOZYAM35	
	Fin Anode	9.9 Hp 4 Strokes - 0.085 Kg	/	ANOZYAM36	
	Plate Anode	F9.9A / FT9.9A Since 1994 - 0.200 Kg	6G8-45251-00	ANOZYAM37	
	Plate Anode	Yamaha TD - 0.275 Kg	/	ANOZYAM38	
	Plate Anode	/ - 0.350 Kg	/	ANOZYAM39	
	Fin Anode	Yamaha V6 225/250 Hp - 0.400 Kg	61A-45371-00	ANOZYAM40	ANOAYAM40
	Fin Anode	Yamaha F25 / F40 / F50 / F60 - 0.220 Kg	67C-45371-00	ANOZYAM41	
	Plate Anode	F8C - 68T 2000 (4 Strokes) - 0.100 Kg	/	ANOZYAM42	
	Fin Anode	Yamaha 150A / 175A / 200A Since 1998 - 0.560 Kg	6J9-45371-00	ANOZYAM43	
	Fin Anode	Yamaha 150/250 HP V6 - 0.405 Kg	6K1-45371-00	ANOZYAM44	ANOAYAM44
	Fin Anode	/ - 0.655 Kg	6L9-45371-00	ANOZYAM45	
	Engine Anode	Yamaha F80 / F100 / F200 / F225 Under Cylinder Head - 0.070 Kg	67F-11325-00	ANOZYAM46	
	Engine Anode	Yamaha 25 / 90 Hp - 0.010 Kg	688-11325-00	ANOZYAM47	
	Ring Anode	F2.5 / 9 Hp - 0.012 Kg	6G8-11325-00	ANOZYAM48	
	Engine Rod Anode	40 to 200 Hp - 0.015 Kg	62Y-11325-00	ANOZYAM49	
	Engine Rod Anode	20 to 25 Hp - 0.015 Kg	6J8-11325-00	ANOZYAM50	
	Engine Rod Anode	9.9 Hp - 0.013 Kg	66M- 11325-00	ANOZYAM51	
	Engine Anode	Yamaha F45 / F50 / F55 / 100A / 115A / 115B / 115C - 0.012 Kg	6E5-11325-00	ANOZYAM52	
	Plate Fin Anode	For Stainless Steel Propeller- 0.337 Kg	6E5-45371-10	ANOZYAM53	

PROPELLERS

SHAFTS / STERNGEARS

BRACKETS / RUDDERS

ACCESSORIES

CASTOLDI WATERJETTS

SUZUKI ANODES











PROPELLERS

SHAFTS / STERNGEARS

BRACKETS / RUDDERS












ACCESSORIES

CASTOLDI WATERJETTS







	Type	Application - Weight Zinc Anode	OEM Code	Zinc Code
	Fin Anode	20/25/30 Hp 3 cyl. 1983 & + - 0.150 Kg	55125-96310	ANOZSUZ00
	Fin Anode	55/65 HP - 0.160 Kg	/	ANOZSUZ01
	Fin Anode	FB - 0.095 Kg	55320-98400	ANOZSUZ02
	Plate Anode	FB - 0.145 Kg	41810-87D00	ANOZSUZ03
	Plate Anode	DF9.9-70 / DF200-250 / DT 4 to 225 up to 2003 - 0.080 Kg	55320-95310	ANOZSUZ04
	Ring Anode	FB - 0.010 Kg	11130-94600	ANOZSUZ05
	Plate Anode	DF & DT 9.9/15 HP - 0.050 Kg	55321-93900	ANOZSUZ06
	Fin Anode	75/85 HP - 0.170 Kg	5031536	ANOZSUZ07
	Plate Anode	Jusqu'à 50 HP - 0.080Kg	55300-95500	ANOZSUZ08
	Fin Anode	115 HP - 0.325 Kg	/	ANOZSUZ09
	Bar Anode	2 HP Drilling Ø 7mm - 0.050 Kg	55320-98400	ANOZSUZ10
	Bar Anode	2 HP Drilling M6 - 0.050 Kg	41811-98500	ANOZSUZ101
	Fin Anode	50/70 HP 4 Strokes - 0.310 Kg	/	ANOZSUZ11
	Plate Anode	DF60/140 1998/2006 - 0.075 Kg	55321-90J01	ANOZSUZ12
	Ring Anode	/ - 0.020 Kg	5031705	ANOZSUZ13
	Plate Anode	70/90/115/140 HP - 0.475 Kg	55321-87500	ANOZSUZ14

HONDA & TOHATSU ANODES

HONDA

	Type	Application - Weight Zinc Anode	OEM Code	Zinc Code	Aluminium Code
	Ring Anode	8/20 HP - 0.020 Kg	41106-2W-000	ANOZHON00	
	Plate Anode	8/20 HP - 0.075 kg	41106-ZW-9000	ANOZHON01	
	Plate Anode	10/50 HP - 0.085 Kg	1255-ZW4-A00	ANOZHON02	
	Fin Anode	BF20/50 - 0.280 Kg	06412-ZV5-000	ANOZHON03	ANOAHON03
	Bar Anode	40/50 HP - 0.375 Kg	060411-ZV5-010	ANOZHON04	
	Plate Anode	75/130 HP - 0.245 Kg	ZW1/W3	ANOZHON05	ANOAHON05
	Bar Anode	75/130 HP - 0.855 Kg	06411-ZW1-010	ANOZHON06	
	Plate Anode	75-130-225 HP - 0.225 Kg	41109-ZWT-B00	ANOZHON07	
	Ring Anode	Ø24mm H:15mm - 0.040 Kg	/	ANOZHON08	
	Plate Anode	8/15 HP - 0.050 Kg	41106-ZW9-00	ANOZHON09	
	Fin Anode	8/10/15 HP - 0.550 Kg	/	ANOZHON10	

TOHATSU

	Type	Application - Weight Zinc Anode	OEM Code	Zinc Code
	Ring Anode	2.5/3.5/5/6/8 HP - 0.010 Kg	/	ANOZTOH00
	Ring Anode	25/40 Corsa - 0.020 Kg	/	ANOZTOH01
	Fin Anode	25/30 HP - 0.120 Kg	3C8-60217-1	ANOZTOH02
	Fin Anode	40/50 HP - 0.150 Kg	3C8-60217-0	ANOZTOH03
	Bar Anode	60/140 HP - 0.505 Kg	3C7-60218-1	ANOZTOH04
	Fin Anode	60/140 HP - 0.320 Kg	3B7-60217-1	ANOZTOH05
	Plate Anode	Mega - 0.040 Kg	/	ANOZTOH06
	Ring Anode	40/140 HP - 0.045 Kg	/	ANOZTOH07

PROPELLERS


SHAFTS / STERNGEARS

BRACKETS / RUDDERS

ACCESSORIES

CASTOLDI WATERJETTS

RODS ANODES FOR INBOARD




























PROPELLERS

SHAFTS / STERNGEARS


BRACKETS / RUDDERS

ACCESSORIES

CASTOLDI WATERJETTS

	A	B	C	D	Application	OEM Ref.	Reference
BAUDOQUIN							
	20	45	8 X 1.25	11			ANOZBOBA01
			24 X 1.5				ANOZBO01B
BMW							
	13	50	3/8" UNC	13			ANOZBOBMW01
BUKH							
	12	35	M5	12			ANOZBOBU01
			3/8" GAS				ANOZBOBU01B
	12	40	3/8" UNC	10			ANOZBOBU02
	10	18	8.5	8			ANOZBOBU03
			1/4" GAS CONIC				ANOZBOBU03B
CASTOLDI							
	22	26	M10	7			ANOZBOCAS01
CATERPILLAR							
	14	26		7	Serie 3208		ANOZBOCAT01
	10	55	1/4" UNC	11	Serie 2283		ANOZBOCAT02
			1/4" GAS		Serie 2283		ANOZBOCAT02B
	9	35	1/4" UNC	11	Serie 3500		ANOZBOCAT03
			7/16" UNF		Serie 3500		ANOZBOCAT03B
	22	20	5/8 UNF	11	Serie 2016		ANOZBOCAT04
			3/4" GAS		Serie 2016		ANOZBOCAT04B
	16	76	3/8" UNC	13	Serie 2289		ANOZBOCAT05
			1/2" GAS		Serie 2289		ANOZBOCAT05B
	16	63	3/8" UNC	13	Serie 2288		ANOZBOCAT06
			1/2" GAS CONIC		Serie 2288		ANOZBOCAT06B
	14	33	5/16" UNC	13			ANOZBOCAT07
	28	55	3/4" UNC	20	Serie 2284		ANOZBOCAT08
			1" 1/4 GAS CONIC		Serie 2284		ANOZBOCAT08B
	12	40	3/8" UNC	10	Serie 2280		ANOZBOCAT09
			5/8" GAS CONIC		Serie 2280		ANOZBOCAT09B

RODS ANODES FOR INBOARD



	A	B	C	D	Application	OEM Ref.	Reference
	16	41	7/16 UNF	9	Serie 3412		ANOZBOCAT10
			1/2" GAS CONIC		Serie 3412		ANOZBOCAT10B
	12.5	38	7/16" UNF	10	Serie 3126		ANOZBOCAT11
			3/8" GAS		Serie 3126		ANOZBOCAT11B
	10	38	1/4" UNC	11	Serie 3126		ANOZBOCAT12
			1/4" GAS		Serie 3126		ANOZBOCAT12B
CUMMINS							
	18	65	16 X 1.5	15			ANOZBOCU01
	16	31	3/8" UNC	13	Serie 8517474		ANOZBOCU02
	10	20	M6	8			ANOZBOCU03
	16	50	15.5	10			ANOZBOCU04
			1/2" GAS CONIC				ANOZBOCU04B
	16	50	7/16" UNF	10			ANOZBOCUS05
			1/2" GAS CONIC				ANOZBOCU05B
GENERAL MOTORS							
	16	54	7/16" UNC	12	Serie 8517480		ANOZBOGM01
			1/2" GAS CONIC		Serie 8517479		ANOZBOGM01B
	19	85	5/8" UNC	15	Serie 8515851		ANOZBOGM02
			3/4" GAS CONIC		Serie 8515851		ANOZBOGM02B
	19	54	5/8 UNC	15	Serie 8515842		ANOZBOGM03
			3/4" GAS CONIC		Serie 8515842		ANOZBOGM03B
	12	40	3/8" UNC	10			ANOZBOGM04
			5/8" GAS CONIC				ANOZBOGM04B
NANNI / RENAULT							
	10	17	16 X 1.5	9	With Cap		ANOZBONA01
	15	22	18 X 1.5	10	With Cap		ANOZBORE01

PROPELLERS


SHAFTS / STERNGEARS

BRACKETS / RUDDERS

ACCESSORIES

CASTOLDI WATERJETTS

RODS ANODES FOR INBOARD



























PROPELLERS

SHAFTS / STERNGEARS

BRACKETS / RUDDERS

ACCESSORIES

CASTOLDI WATERJETTS

	A	B	C	D	Application	OEM Ref.	Reference
ONAN							
	10	30	8	6			ANOZBOON01
	13	26	9.5	5			ANOZBOON02
	10	31	M8	9			ANOZBOON03
	12	40	3/8" UNC	10			ANOZBOON04
VOLVO PENTA							
	15.5	40	7/16"	10		838929	ANOZVOL01
			1/2" GAS CONIC				ANOZBOVOL02
			1/2" GAS CONIC				ANOZBOVOL03
		30	7/16"	10			ANOZBOVOL04
			1/2" GAS CONIC				ANOZBOVOL05
	16.5	13	5/16"	10			ANOZVOL06
	25	44	3/8" UNC	10		823661	ANOZBOVOL07
			1" GAS				ANOZBOVOL07B
YANMAR							
	30	40	M8				ANOZBOYA01
	20	30	M8				ANOZBOYA02
	20	20	M8				ANOZBOYA03
	20	55	M8				ANOZBOYA04
	20	68	M8				ANOZBOYA05
	23	40	M8				ANOZBOYA06
	40	40	M10				ANOZBOYA07
	30	40	M8				ANOZBOYA08
	20	37	M8				ANOZBOYA09
	20	30	M8				ANOZBOYA10
	12.5	32	3/8" UNC				ANOZBOYA11
	16	50	7/16" UNC				ANOZBOYA12
			1/2" GAS CONIC				ANOZBOYA12B
	12.5	30	3/8" UNC				ANOZBOYA13
			3/8" GAS CONIC				ANOZBOYA13B



HYDRAULIC BOWTHRUSTER

Bow thrusters often produce a lot of noise. ABS Hydromarine has attempted to reduce this by means of a lubrication-free toothed belt drive that operates a bronze propeller consisting of blades with a large surface area. The result is a high level of thrust. The interests of the environment were also considered at the design stage. The hydraulic motor is located outside the tunnel and can be used for environmental friendly hydraulic oils.

- Superior quality
- Affordable cost
- MAUCOUR Bronze propeller
- Very low noise level
- Stainless steel body (optional)
- Sturdy toothed belt transmission

Options

- Proportional control
- Custom build stern tubes for stern thrusting
- Additional joystick control for the fly bridge or aft steering position
- Radiographic control
- Integration with other users, like winches, radar mast, steering, etc.

Components to Match

- Hydraulic Load Sensing pump
- Hydraulic reservoir with build up valve and equipment
- Dashboard with joystick and level alarm
- Electric cupboard.

Model	TH10	TH15	TH20	TH35	TH50
Hydraulic Engine	Gear	Gear	Gear	Piston	Piston
Oil Flow(L/min)	30	44	70	90	125
Pressure (Bar)	220	210	180	250	220
Engine capacity (kW)	10	15	20	35	50
Transmission					
Type	Type Toothed belt.				
Lubrication	None				
Paint	2k-Powder Coating				
Propeller					
Diameter (mm)	250	290	340	390	480
DAR	92%	90%	90%	90%	90%
Material	Bronze				
Thrust (kgf)	150	215	300	475	815

BOWTHRUSTER



ELECTRIC BOWTHRUSTER 12/24 V DC

TO REDUCE THE NOISE OF THE BOW THRUSTERS, ABS HYDRO MARINE USES:

- A high-quality low-speed traction motor
- Sturdy toothed belt transmission.

STANDARD FEATURES ARE:

- High thrust thanks to a bronze propeller consisting of blades with a large surface area.
- Continuous running for four minutes without causing motor failure.
- The motor is designed not to overheat.
- Low current consumption thanks to deployment of motor manufactured in Europe.

OPTIONS

- Proportional control.
- Custom built stern tubes for stern thrusting.
- Additional joystick control for the flybridge or aft steering position.
- Radiographic control.

Model TDC7	
Electric engine	Traction motor
Voltage	24 V DC
Current (A)	486 A
Power (kW)	7 kW.
Transmission	
Type	Type Toothed belt.
Lubrication	None
Paint	2k-powder Coating
Propeller	
Diameter (mm)	180
DAR	70%
Material	Bronze
Thrust (kgf)	150

ELECTRIC 400 VAC BOW AND STERN THRUSTER

TO REDUCE THE NOISE OF THE BOW THRUSTERS, ABS HYDRO-MARINE USES:

- A low-speed induction motor
- Sturdy toothed belt transmission.

STANDARD FEATURES ARE:

- High thrust thanks to a MAUCOUR bronze propeller consisting of blades with a large surface area.
- Continuous running for five minutes without causing motor failure. The motor is designed not to overheat.
- Motor protected against dust and water jets in all directions

OPTIONS

- Custom built stern tubes for stern thrusting.
- Additional joystick control for the flybridge or aft steering position
- Radiographic control (on/off control)

MATCHING COMPONENTS:

- Dashboard with proportional joystick
- Frequency converter (Proportional control) for soft start



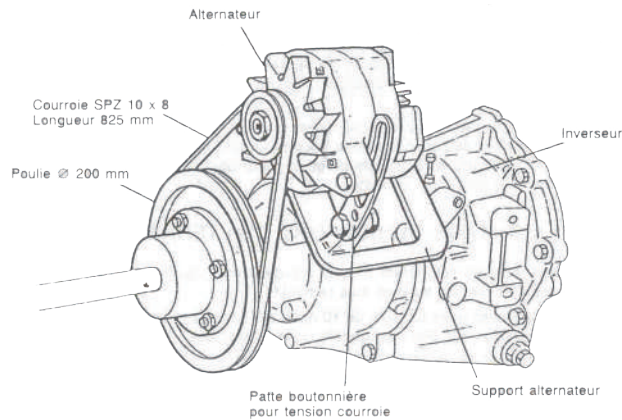
Model	TAC8	TAC15	TAC23	TAC33	TAC45	TAC60	TAC75	TAC100
Electric engine	Induction Engine IP56							
Voltage	400 V AC (50 Hz) or 440 V AC (60Hz)							
RPM	1450 (50Hz) 1740 (60Hz)	1450 (50Hz) 1740 (60Hz)	1450 (50Hz) 1740 (60Hz)	1450 (50Hz) 1740 (60Hz)	1450 (50Hz) 1740 (60Hz)	1450 (50Hz) 1740 (60Hz)	980 (50Hz) 1170 (60Hz)	980 (50Hz) 1170 (60Hz)
Power (kW)	8	15	23	33	45	60	75	100
Transmission								
Type	Type Toothed belt.							
Lubrication	None							
Paint	2K- Powder Coating							
Hélice								
Diameter (mm)	250	290	340	380	480	550	650	750
DAR	92%	90%	90%	90%	90%	75%	90%	90%
Material	Bronze							
Thrust (kgf)	150	215	300	475	815			

ALTERNATOR

On sailing boats fitted with «inboard» engines, it allows to recharge or maintain the level of battery power, without having to run the engine. Thanks to alternators at low speeds priming, charge starts at 3 or 4 knots and generally allows an independent power at 5 knots.

These parameters vary according to the hull design and propeller.

VIEW OF THE MOUNTED ASSEMBLY



COMPLETE ALTERNATOR KIT

Gearbox	CODE ALT 14V / 25A
Borg Warner 72C	ALT1425_010
RMC	ALT1425_008
PRM - Delta 20	ALT1425_004
Hurth - HBW 100	ALT1425_000
Hurth - HBW 150	ALT1425_024
Volvo MS2	ALT1425_006
Hurth - HBW 220/250	ALT1425_022
ZF - BW7	ALT1425_995
Yanmar KM2 - 1GM/2GM	ALT1425_985

NGM TYPE ALTERNATOR

CODE ALT 14V / 25A
Priming 380 rpm

ALTA510837




Mechanical characteristics:

- Ext. Standard size Ø 141mm
- Coal carrier easily accessible
- Sealed bearings lubricated for life
- Max. continuous operating speed 12 500 RPM
- Clockwise rotation looking at the pulley
- Maximum temperature. -40 ° C / 60 ° C

Electrical characteristics:

- Built-in electronic controller adjusted with laser
- Output voltage of 14.4 V or 28.15 +/- 0.15 at 20 ° C
- Three-phase
- Isolated ground circuit
- Anti-interference
- Tachometer output



SUPPORT

Gearbox	Reference
Borg Warner 72C	ALTS115_01
RMC	ALTS115_03
PRM - Delta 20	ALTS115_04
Hurth - HBW 100/150	ALTS115_05
Volvo MS2	ALTS115_06
Hurth - HBW 220/250	ALTS115_08
ZF - BW7	ALTS115_09
Yanmar KM2 - 1GM/2GM	ALTS115_10

TIGHTENER

Reference
ALTB520105

SPZ BELT

Dimensions (mm)	Length (mm)	Reference
10 x 8	825	ALTC825
10 x 8	850	ALTC850
10 x 8	875	ALTC875
10 x 8	900	ALTC900

PULLEY

Gearbox	Reference
Borg Warner 72C	ALTP116_000_01
RMC	ALTP116_000_03
PRM - Delta 20	ALTP116_000_04
Hurth	ALTP116_000_05
Volvo MS2	ALTP116_000_06
Yanmar KM2	ALT1425_006
1GM/2GM	ALTP116_000_07
ZF - BW7	ALTP116_000_08

SCREWS KIT

Gearbox	Reference
Borg Warner	ALTK11701
RMC	ALTK11703
PRM - Delta 20	ALTK11704
Volvo MS2	ALTK11706
Hurth - HBW 220/250	ALTK11708
ZF - BW7	ALTK11709
Yanmar KM2 - 1GM/2GM	ALTK11710
Hurth - HBW 100/150	ALTK11712

THRUST RINGS



Shaft Ø (mm)	Reference
40	EBHANP040
50	EBHANP050
60	EBHANP060
70	EBHANP070
80	EBHANP080
90/100/110	EBHANP090
125	EBHANP125



Other dimensions on request



WALKER SEALS TYPE M1/D6

M1 - nitrile (NBR)

The most suitable material to most Walkerseals uses.
 Fluid compatibility: suitable for use with the water and the majority of the oils and grease.
 Structure of the seal: flexible back nitrile reinforced cotton canvas, nitrile lip of 80 IRHD.
 Maximum temperature in lip: 120 ° C (248 ° F) constant.
 Maximum peripheral speed: 15 m/s (2953 fpm) with a D6.

Walkerseal® D6

The standard design Walkerseals suitable for the vast majority of rotating applications in all industrial sectors.

Special Features

- The profile of the lip minimizes heat generation and wear of the shaft.
- Geometry gives lip flexibility to accommodate eccentric shafts.
- Operates up to a differential pressure of 0.2bar (3psi), or up to 2 bar (29psi) with a support ring.

Int. Ø (mm)	Ext. Ø (mm)	Thickness (mm)	Reference
60	85	11	JWA060
70	102	12.5	JWA070
80	112	12.5	JWA080
90	122	12.5	JWA090
95	127	12.5	JWA095
100	132	12.5	JWA100
105	145	16	JWA105
110	150	16	JWA110
115	155	16	JWA115
120	160	16	JWA120
130	170	16	JWA130
140	180	16	JWA140
150	190	16	JWA150
160	200	16	JWA160
170	210	16	JWA170
180	220	16	JWA180
190	230	16	JWA190
200	240	16	JWA200
210	250	16	JWA210
220	260	16	JWA220
230	270	16	JWA230
240	280	16	JWA240
250	290	16	JWA250



Other dimensions on request

NITRILE FLAT GASKETS



Shaft Ø (mm)	Int. Ø (mm)	Ext. Ø (mm)	Thickness (mm)	Reference
80	85	140	4	JPL085140.4
90/100/110	135	190	4	JPL135190.4
150	190	280	6	JPL190280.6



Other dimensions on request

V-RING SEALS (PROFIL S)



Shaft Ø (mm)	mini/max. Ø (mm)	Reference
22	21/24	QUIVR022S
25	24/27	QUIVR025S
30	29/31	QUIVR030S
35	33/36	QUIVR035S
38	36/38	QUIVR038S
40	38/43	QUIVR040S
45	43/48	QUIVR045S
50	48/53	QUIVR050S
55	53/58	QUIVR055S
60	58/63	QUIVR060S
65	63/68	QUIVR065S
70	68/73	QUIVR070S
75	73/78	QUIVR075S
80	78/83	QUIVR080S
85	83/88	QUIVR085S
90	88/93	QUIVR090S
95	93/98	QUIVR095S
100	98/105	QUIVR100S
110	105/115	QUIVR110S
120	115/125	QUIVR120S
130	125/135	QUIVR130S
140	135/145	QUIVR140S

O-RING SEALS



Only the dimensions of O-rings for ERCER stainless steel rings, GTX, and for the assembly of V-Ring and GSA seals are available.

All other dimensions can be provided, please contact us.

MARINE HOSES



Flexible hose used to transport fuel and the low pressure transfer and severity of hydrocarbons.

Resistant to abrasion, ozone and hydrocarbons.
Black Nitrile elastomer hose, smooth with high tenacity textile tablecloths. Antistatic copper wire.

OPERATING TEMPERATURE: -25 ° C to + 80 ° C

Operating pressure up to 20 bar depending on dimensions

Int. Ø (mm)	Ext. Ø (mm)	Reference
32	43	DURTOI032
35	48	DURTOI035
40	54	DURTOI040
45	59	DURTOI045
51	65	DURTOI050
55	69	DURTOI055
60	74	DURTOI060
70	86	DURTOI070
80	99	DURTOI080
90	106	DURTOI090
100	118	DURTOI100



Other dimensions on request



BRAIDED PACKING WITH GRAPHITE

Braiding based ramie fibers, natural fibers extremely resistant to breakage and water. The fitting has a high level of PTFE by a multiple impregnation method. This ensures a high density cross and reduced friction.

Long life
No swelling nor putrefaction
Excellent resistance to pressure

Square of... (mm)	Reference
5	BTR73C05
6	BTR73C06
8	BTR73C08
10	BTR73C10
12	BTR73C12
14	BTR73C14
16	BTR73C16
20	BTR73C20



Other dimensions on request

LAG SCREW - STUD IN SATINLESS STEEL OR BRASS



Dimensions (mm)	Reference
M 10 x 75 inox Tirefond Uniquement	QUIVITIGO10100
M 12 x 120 laiton	QUIVITIGO12120
M 14 x 140 laiton	QUIVITIGO14140
M 16 x 160 inox	QUIVITIGO16160
M 18 x 180 inox	QUIVITIGO18180



Other dimensions on request



STAINLESS STEEL 316L CLAMPS

Clamps
Material : Stainless Steel A4 (316L)
Quality : W5

Mini/Maxi Ø (mm)	Reference
08/16	ERCCS008016
32/50	ERCCS032050
40/60	ERCCS040060
50/70	ERCCS050070
60/80	ERCCS060080
70/90	ERCCS070090
90/110	ERCCS090110
110/130	ERCCS110130
120/140	ERCCS120140
150/170	ERCCS150170
170/190	ERCCS170190



Other dimensions on request



MARINE GREASE

Designation	Reference
CT4 Grease	QUIGRCT4
WSA Grease	QUIGRWSA
Stauffer Grease Nipple N°3	QUIGRSTAUF3



Other type on request

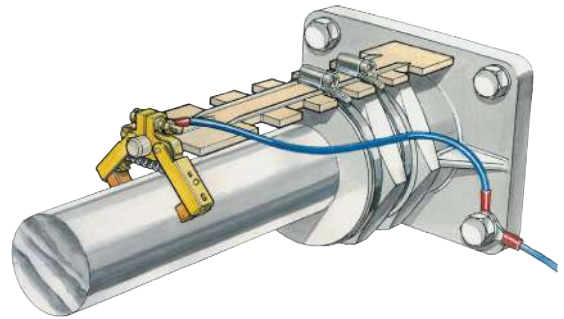
ELECTRO ELIMINATOR SHAFT BOUNDING SYSTEM

The electro eliminators work by making contact with the boat propeller shaft through brushes. This ensures that an electrical connection is made.

Whether you have a steel or GRP boat, an electro eliminator brush should be fitted to the shaft to provide the best protection to the stern gear.

The electro eliminator offers the most effective shaft bonding solution. By running directly onto the propeller shaft, the electro eliminator puts the anode on constant low resistance contact with the propeller shaft.

The copper graphite brushes provide a minimum of 2000 running hours under normal conditions. The electro eliminators also act to stop interference to electronic equipment, which may be caused by the rotating prop shaft.



Designation	Shaft Ø	Description	Reference
Electro Eliminator N°1	50 mm Maximum	Complete with mounting brackets.	BMM1
Electro Eliminator N°2	Between 40 and 100 mm	Doesn't include mounting bar	BMM2
Electro Eliminator N°3	Between 80 and 200 mm	Doesn't include mounting bar	BMM3
Replacement copper graphite brushes for BMM1			BMMB1
Replacement copper graphite brushes for BMM2			BMMB2
Replacement copper graphite brushes for BMM3			BMMB3

CHOCKFAST

CHOCKFAST is a specially formulated 100% solids, two component inert filled casting compound developed for use as a chocking or grouting material. CHOCKFAST is designed to withstand severe marine and industrial environments involving a high degree of both physical and thermal shock. The compound is non-shrinking and has very high impact and compressive strength.

Years of successful in-service experience have shown the use of chockfast to be a far superior yet less expensive method of establishing and permanently retaining precise equipment alignment under extreme conditions.

Chockfast is approved or accepted for its intended marine use by American Bureau of Shipping, Lloyd's Register, Bureau Veritas, Det Norske Veritas, Germanischer Lloyd and most other major regulatory agencies worldwide.






The waterjet drive is currently considered the most important innovation, ever, in marine propulsion systems.

The waterjet drive has gained acceptance as the leading means of propulsion for all types of high-speed crafts, ferries, workboats, patrol boats, landing crafts and the like. It is also reputed to be essential on many small vessels such as crew boats, tenders, S.A.R. boats, personal water craft and so on.

Ride on a modern waterjet powered boat and feel the notable difference with propellers: higher speed, faster acceleration, shallow water capability, great manoeuvrability and absence of vibration. In addition, the lower maintenance, longer engine life and advantages over propellers, (with their engine overloading, exposure to damage and danger for people in the water), are all indisputable.



Castoldi pioneered the development of its revolutionary system in the early 1960s using facilities which were sophisticated and extraordinary for those times and which are still rare today such as the laboratory boat, equipped with special instruments for checking the net dynamic thrusts of the waterjet drive and the water impeller tunnel to test and determine the best impeller geometry in terms of efficiency and cavitation margin.

Presently the Company owns several laboratory boats which are used for testing each new waterjet model.

Since beginning this activity in 1962, more than 40,000 units have been delivered worldwide, and installed on various types of military, commercial and pleasure vessels.

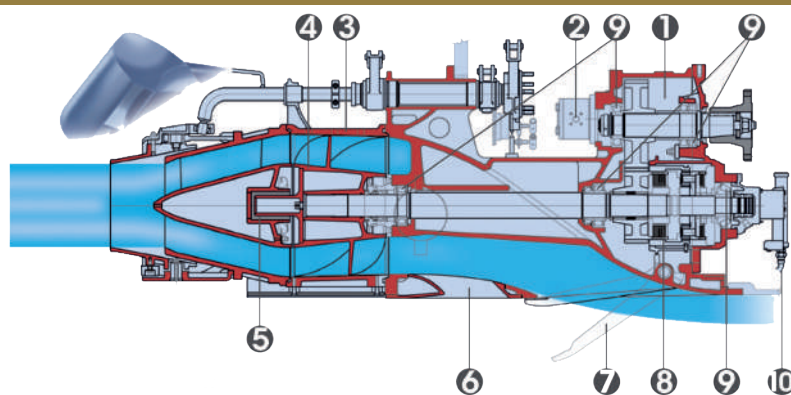
The Castoldi Company has ISO 9001 certification, and all waterjet models comply with the requirements of the major Classification Registers such as ABS, BV, DNV, RINA, RMRS and RRR.

However, the challenge is never-ending; the waterjet design, range of models and control types are continuously being improved. This is possible through the work of the in-house R&D department, conducted by experienced engineers, using the latest software, working closely with a University, with the most sophisticated calculation tools.

CASTOLDI UNIQUE WATERJET DRIVE

So different from all the competitors on the market, due to its many advanced exclusive features. Much more than a simple pump, it is a complete, integrated marine propulsion system.

CASTOLDI WATERJETS



1 INTEGRATED GEARBOX WITH HYDRAULIC MULTI-DISC CLUTCH

The integrated gearbox with its wide range of transmission ratio options (No. 17 to N. 25 depending on the waterjet drive model) is the ultimate solution for engine coupling system with multiple advantages at one stroke:

- A very fine r.p.m. matching for every selected engine. This means full power absorption without over or under-loading the engine regardless of boat speed, resulting in extended engine life.
- Less weight. The integrated Castoldi gearbox is very light and simple as it is contained in the waterjet casing. It does not require an oil heat exchanger because its lubrication oil is cooled through the waterjet's surface contact with the surrounding water. Therefore, the propulsion system weight is lower, compared to that of competitors, where marine transmissions must be added to the engine.
- The use of a single unique stainless steel cast impeller, designed with the best geometry ever tested, without the constraints of having to modify it for adaptation to the engine. The impeller has optimized efficiency and cavitation resistance under any operating conditions and meets high standards of quality production processes.
- The lifting of the jet input flange allows for a shorter and better-aligned cardan shaft without the need to trim the unit, allowing a drastic reduction in the engine room length. This is a clear advantage, given that long transmissions and forward engine installations may reduce the top speed due to moving the boat's centre of gravity forward.
- The lowering of the impeller shaft and, consequently the centre of thrust, results in better manoeuvrability and boat running stability; moreover this allows the design of a flat, straight duct enabling the water stream to flow smoothly with minimum hydrodynamic losses at high speed.

2 HYDRAULIC PUMP

Directly splined to the input shaft, thus avoiding any vulnerable belts.

3 TITANIUM IMPELLER HOUSING LINER (STANDARD ON LARGE MODELS).

Best resistance to marine corrosion and wear, for the longest operational life.

4 IMPELLER

The Castoldi impeller is a true axial inducer type design and is recognized as having the best efficiency, cavitation resistance and lowest weight compared to any other type of pump. It operates on a volume system with high flow rate and low pressure.

Because of its volume design, increased blade tip clearance due to wear, does not significantly compromise its efficiency. This

can be contrasted to what happens to mixed flow impellers, operating with low flow rate and high pressure, which are much more vulnerable to this type of clearance issue, leading to fast and dramatic speed loss.

5 IMPELLER VIBRATION RUBBER DAMPER

This item damps vibrations if any transitory cavitation occurs at the impeller. Because this device has no shaft bearing function, it can withstand a large degree of wear without affecting the waterjet's integrity.

6 B.P.R. (OPTIONAL)

This unique patented device provides an auxiliary water flow by-pass to the main water intake allowing an increase in the power operational range and thrust on low speed heavy boats, as well as a take-off improvement for middle speed heavy boats. It never affects full speed efficiency and can easily be retrofitted.

7 MOVABLE PROTECTION GRID ON WATER INTAKE

The inlet grid protects the water intake from the suction of floating debris. It performs self-cleaning operations by rejecting the same through the shift opening of the flush mounted hydrodynamically profiled set of bars. The helmsman can activate the system, when the pressure gauge indicates a pressure drop in the waterjet duct.

8 CLEAR-DUCT SUPERIOR ANTI-CLOGGING SYSTEM (OPTIONAL)

The waterjet duct and intake cleaning system are assured through the synchronized simultaneous electrically controlled operations of impeller rotation reversing and the intake grid opening. This generates a back flushing, which is ejected through the water intake without any obstruction caused by the grid bars. The whole operation is feasible using special parts, all included in the Castoldi integrated gearbox.

9 ALL BEARINGS OIL LUBRICATED

All the bearings are lubricated by the same gearbox oil. They never come into contact with seawater and are sized for several thousand hours of life.

10 OIL LEVEL TRANSDUCER (STANDARD AND AVAILABLE ONLY ON LARGE MODELS)

The oil level transducer allows for remote level control.

FULL PROTECTION AGAINST MARINE CORROSION

The whole unit is protected by a hard anodizing treatment, plating all light-alloy components with 60 microns thickness of aluminum oxide (ceramic), three layers of special paint and cathodic protection by zinc anodes.

APPLICATIONS



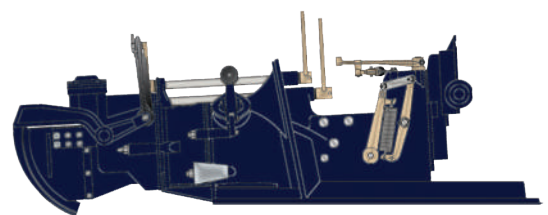
PROPELLERS

SHAFTS / STERNGEARS

BRACKETS / RUDDERS

ACCESSORIES

RANGE



JET 05

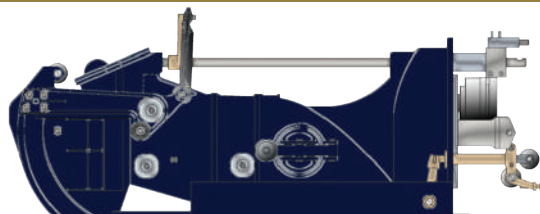
Impeller Ø (mm) / Material	Weight kg	Clutch	Movable Debris Screen Grid	Integrated Gearbox Ratios Number	Available Controls	FAST BOATS				SLOW BOATS
						Max Power Input HP - (KW)		Max. Recommended Displacement (Tons)		Max Power Input HP - (KW)
						Intermit- tent Duty	Continuous Duty	Single Jet	Twin Jets	
200 / DU- RETHAN AISI 316 Stainless Steel 316L	75	Mechan- ical	Mechanical	17	- Mechanical - Mechanical/Hy- draulic - Electric/Hydraulic	238 - (175)	170 - (125)	1.5	3.7	75 - (55)

CASTOLDI WATERJETS

CASTOLDI WATERJETS

PROPELLERS

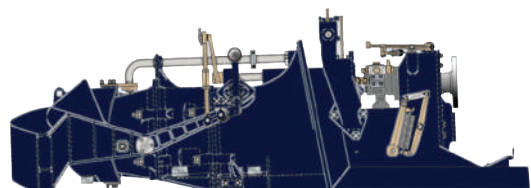
TURBODRIVE 238



Impeller Ø (mm) / Material	Weight kg	Impeller Housing Material	Clutch	Movable Debris Screen Grid	Integrated Gearbox Ratios Number	Available Controls	FAST BOATS				SLOW BOATS
							Max Power Input HP - (KW)		Max. Recommended Displacement (Tons)		Max Power Input HP - (KW)
							Intermittent Duty	Continuous Duty	Single Jet	Twin Jets	
238 / AISI 316 STAINLESS STEEL	123	AISI 316 STAINLESS STEEL	Mechanical	Mechanical	25	Mechanical Mechanical/Hydraulic Electric/Hydraulic	238 - (175)	170 - (125)	1.5	3.7	75 - (55)

SHAFTS / STERNGEARS

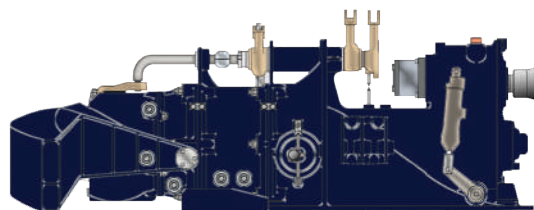
TURBODRIVE 282



Impeller Ø (mm) / Material	Weight kg	Impeller Housing Material	Clutch	Movable Debris Screen Grid	Integrated Gearbox Ratios Number	Available Controls	FAST BOATS				SLOW BOATS
							Max Power Input HP - (KW)		Max. Recommended Displacement (Tons)		Max Power Input HP - (KW)
							Intermittent Duty	Continuous Duty	Single Jet	Twin Jets	
282 / AISI 316 STAINLESS STEEL	182	AISI 316 STAINLESS STEEL	Mechanical	Mechanical	18	Mechanical/Hydraulic Electric/Hydraulic	544 - (400)	400 - (294)	3.7	9.2	150 - (110)

BRACKETS / RUDDERS

TURBODRIVE 284 L.V.



Impeller Ø (mm) / Material	Weight kg	Impeller Housing Material	Clutch	Movable Debris Screen Grid	Integrated Gearbox Ratios Number	Available Controls	FAST BOATS				SLOW BOATS
							Max Power Input HP - (KW)		Max. Recommended Displacement (Tons)		Max Power Input HP - (KW)
							Intermittent Duty	Continuous Duty	Single Jet	Twin Jets	
282 / AISI 316 STAINLESS STEEL	193	AISI 316 STAINLESS STEEL	-	Mechanical	25	Mechanical/Hydraulic Electric/Hydraulic	600 - (441)	500 - (367)	4 - 4.5	10 - 12	185 - (136)

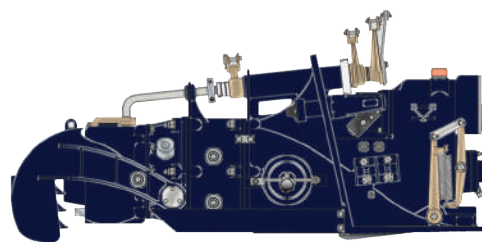
ACCESSORIES

CASTOLDI WATERJETS

The maximum recommended displacement is purely indicative as this depends from hull shape, LCG, installed power etc....

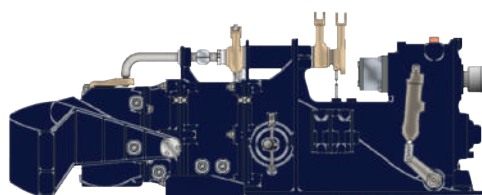
CASTOLDI WATERJETS

TURBODRIVE 240 H.C.



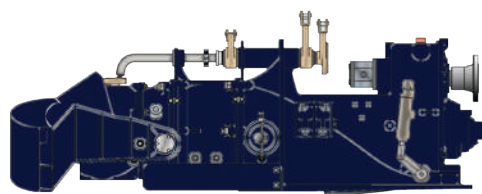
Impeller Ø (mm) / Material	Weight kg	Impeller Housing Material	Clutch	Movable Debris Screen Grid	Integrated Gearbox Ratios Number	Available Controls	FAST BOATS				SLOW BOATS
							Max Power Input HP - (KW)		Max. Recommended Displacement (Tons)		Max Power Input HP - (KW)
							Intermittent Duty	Continuous Duty	Single Jet	Twin Jets	
238 / AISI 316 STAINLESS STEEL	130	AISI 316 STAINLESS STEEL / TITANE	Multi Disc Hydraulic	Mechanical	18	Mechanical/Hydraulic Electric/Hydraulic Electronic/Hydraulic	420 - (309)	350 - (258)	2.5 - 3	6 - 7	130 - (96)

TURBODRIVE 284 H.C.



Impeller Ø (mm) / Material	Weight kg	Impeller Housing Material	Clutch	Movable Debris Screen Grid	Integrated Gearbox Ratios Number	Available Controls	FAST BOATS					SLOW BOATS
							Max Power Input HP - (KW)		Max. Recommended Displacement (Tons)			Max Power Input HP - (KW)
							Intermittent Duty	Continuous Duty	Single Jet	Twin Jets	Triple Jets	
282 / AISI 316 STAINLESS STEEL	193	AISI 316 STAINLESS STEEL / TITANE	Multi Disc Hydraulic	Electric+ Clear Conduct (optional)	25	Mechanical/Hydraulic Electric/Hydraulic Electronic/Hydraulic	600 - (441)	500 - (367)	4 - 4.5	10 - 12	17 - 20	185 - (136)

TURBODRIVE 340 H.C.



Impeller Ø (mm) / Material	Weight kg	Impeller Housing Material	Clutch	Movable Debris Screen Grid	Integrated Gearbox Ratios Number	Available Controls	FAST BOATS					SLOW BOATS
							Max Power Input HP - (KW)		Max. Recommended Displacement (Tons)			Max Power Input HP - (KW)
							Intermittent Duty	Continuous Duty	Single Jet	Twin Jets	Triple Jets	
337 / AISI 316 STAINLESS STEEL	307	AISI 316 STAINLESS STEEL / TITANE	Multi Disc Hydraulic	Electric+ Clear Conduct (optional)	25	Mechanical/Hydraulic Electric/Hydraulic Electronic/Hydraulic	850 - (625)	710 - (522)	6 - 7	15 - 18	26 - 30	262 - (193)

PROPELLERS

SHAFTS / STERNGEARS

BRACKETS / RUDDERS

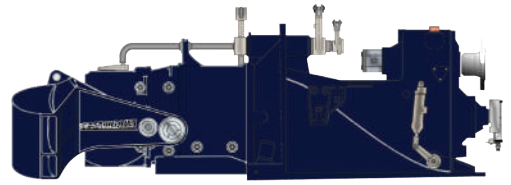
ACCESSORIES

CASTOLDI WATERJETS

CASTOLDI WATERJETS

PROPELLERS

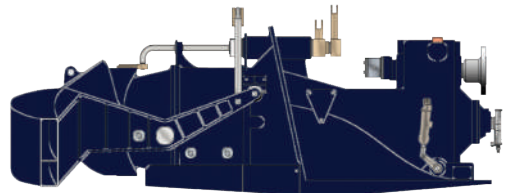
TURBODRIVE 400 H.C.



Impeller Ø (mm) / Material	Weight kg	Impeller Housing Material	Clutch	Movable Debris Screen Grid	Integrated Gearbox Ratios Number	Available Controls	FAST BOATS				SLOW BOATS		
							Max Power Input HP - (KW)		Max. Recommended Displacement (Tons)				Max Power Input HP - (KW)
							Intermittent Duty	Continuous Duty	Single Jet	Twin Jets	Triple Jets	4 Jets	
400 / STAINLESS STEEL DUPLEX	480	TITANE	Multi Disc Hydraulic	Electric+ Clear Conduct (optional)	21	Mechanical/Hydraulic Electric/Hydraulic Electronic/Hydraulic	1200 - (882)	1000 - (736)	10 - 12	24 - 28	40 - 50	60 - 70	370 - (272)

SHAFTS / STERNGEARS

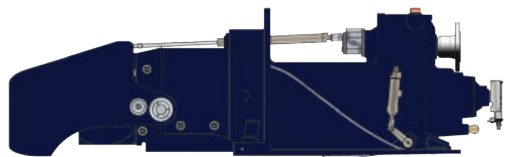
TURBODRIVE 490 H.C.



Impeller Ø (mm) / Material	Weight kg	Impeller Housing Material	Clutch	Movable Debris Screen Grid	Integrated Gearbox Ratios Number	Available Controls	FAST BOATS				SLOW BOATS		
							Max Power Input HP - (KW)		Max. Recommended Displacement (Tons)				Max Power Input HP - (KW)
							Intermittent Duty	Continuous Duty	Single Jet	Twin Jets	Triple Jets	4 Jets	
490 / STAINLESS STEEL DUPLEX	890	TITANE	Multi Disc Hydraulic	Electric+ Clear Conduct (optional)	20	Mechanical/Hydraulic Electric/Hydraulic Electronic/Hydraulic	1800 - (1324)	1500 - (1103)	17 - 20	40 - 50	70 - 83	100 - 120	555 - (408)

BRACKETS / RUDDERS

TURBODRIVE 600 H.C.



Impeller Ø (mm) / Material	Weight kg	Impeller Housing Material	Clutch	Movable Debris Screen Grid	Integrated Gearbox Ratios Number	Available Controls	FAST BOATS				SLOW BOATS		
							Max Power Input HP - (KW)		Max. Recommended Displacement (Tons)				Max Power Input HP - (KW)
							Intermittent Duty	Continuous Duty	Single Jet	Twin Jets	Triple Jets	4 Jets	
600 / STAINLESS STEEL DUPLEX	1580	TITANE	Multi Disc Hydraulic	Electric+ Clear Conduct (optional)	25	Mechanical/Hydraulic Electric/Hydraulic Electronic/Hydraulic	2700 - (1985)	2250 - (1655)	28 - 34	70 - 84	120 - 143	170 - 207	830 - (610)

ACCESSORIES

CASTOLDI WATERJETS

The maximum recommended displacement is purely indicative as this depends from hull shape, LCG, installed power etc....

FIX PITCH PROPELLER SELECTION SHEET



MAUCOUR - FRANCE
Hélices & lignes d'arbres

5, RUE DE LA DUTÉE
CP 1202 - 44806 SAINT-HERBLAIN CEDEX
PHONE +33 (0)2 40 92 16 36
FAX : +33 (0)2 40 92 02 89
info@maucour.fr
www.maucour.fr

Customer: Email:
Phone: Adresse:

VESSEL

Vessel Name: Builder: Model:
 Monohull Multi-hulls

HULL TYPES

Sailing Displacement Semi-planing Planning

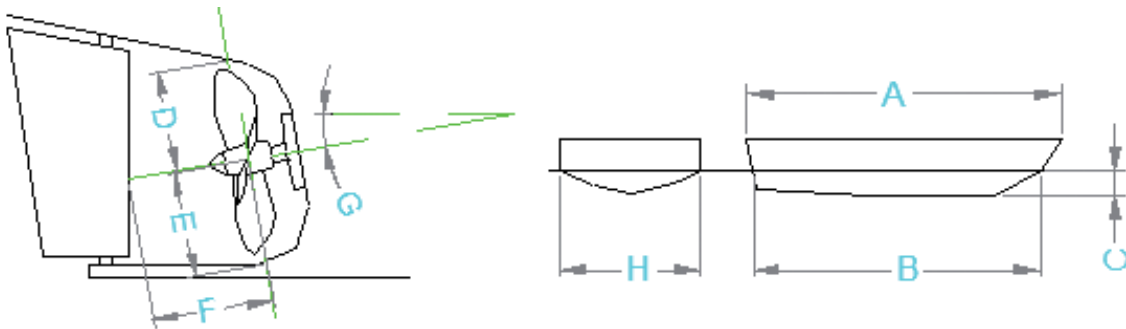
Waterline length (in m): Waterline width (in m):

HULL MATERIAL

Wood Fiberglass Steel Aluminium

DISPLACEMENT

Loaded (tons): Max speed provided:knots



A (m): B (m): C (m): D (mm):
E (mm): F (m): G (°): H (m):

COMMENTS:

PROPELLERS

SHAFTS / STERNGEARS

BRACKETS / RUDDERS

ACCESSORIES

CASTOLDI WATERJETTS

FIX PITCH PROPELLER SELECTION SHEET



MAUCOUR - FRANCE
Hélices & lignes d'arbres

5, RUE DE LA DUTÉE
CP 1202 - 44806 SAINT-HERBLAIN CEDEX
PHONE +33 (0)2 40 92 16 36
FAX : +33 (0)2 40 92 02 89
info@maucour.fr
www.maucour.fr

PROPELLERS

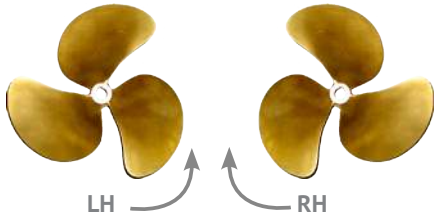
SHAFTS / STERNGEARS

BRACKETS / RUDDERS

ACCESSORIES

CASTOLDI WATERJETTS

PRESENT PROPELLER DETAILS



Diameter & Pitch (D x P) :

Number of blades:

Brand:

DAR:

Direction of rotation as viewed from behind vessel looking forward

1 Prop Rotation:

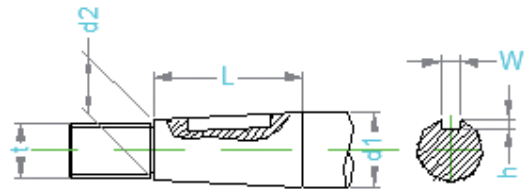
2 Props Rotation:PortStbd

PRESENT SHAFT DETAILS

d1 (mm): W (mm):

d2 (mm): h (mm):

L (mm): t (mm):



BOSS PROPELLER DETAILS

d3 (mm): W3 (mm):

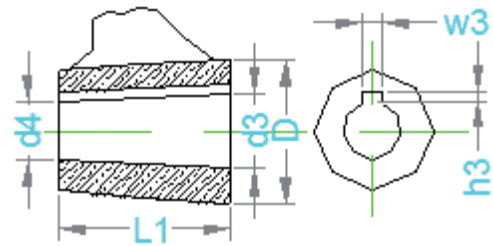
d4 (mm): h3 (mm):

L1 (mm): D (mm):

Key

// with taper

// with the axis



ENGINE / GEARBOX

Manufacturer: Model: Year:

Number of engines: Max. Power(HP / KW): Max. RPM:

Gearbox Manufacturer: Type: Gearbox ratio :/1

RESERVED TO THE OWNER OR AGENT

Mrs, Mr declares the informations attached are contractual.

Read and approved,

The Signature:

OUTBOARD PROPELLER SELECTION SHEET



MAUCOUR - FRANCE
Hélices & lignes d'arbres

5, RUE DE LA DUTÉE
CP 1202 - 44806 SAINT-HERBLAIN CEDEX
PHONE +33 (0)2 40 92 16 36
FAX : +33 (0)2 40 92 02 89
info@maucour.fr
www.maucour.fr

Customer: Email:
Phone: Adresse:

VESSEL

Vessel Name: Builder: Model:

HULL TYPES

Sailing Displacement Semi-planing Planing

Waterline Length (in m): Waterline Width (in m):

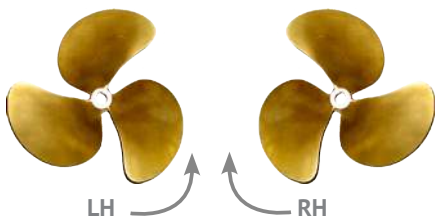
HULL MATERIAL

Wood Fiberglass Steel Aluminium

DISPLACEMENT

Empty (tons): Maximum speed with the current propeller:Knots
Number of person on the boat: Fuel Quantity: Liters

PRESENT PROPELLER DETAILS



View from behind vessel

Diameter & Pitch (D x P) : Propeller Reference:
Number of blades: Material : Aluminium Stainless Steel
Brand: Rotation: RH LH

Details on the running of the current propeller:
.....
.....

Main goal for the future propeller : Speed Traction for nautical sports

MOTEUR

Number of engines: Type: 2 Strokes 4 Strokes
Manufacturer : Model: Year:
Maximum Power : HP Maximum RPM : Gearbox ratio:/1

RESERVED TO THE OWNER OR AGENT

Mrs, Mr declares the informations attached are contractual.

Read and approved,

The Signature:

PROPELLERS

SHAFTS / STERNGEARS

BRACKETS / RUDDERS

ACCESSORIES

CASTOLDI WATERJETTS

CONVERSIONS / ÉQUIVALENTS

CONVERSION OF INCHES AND FRACTIONS OF INCHES IN MM (1INCH = 25.4MM)

Inch	0	1/16	1/8	3/16	1/4	5/16	3/8	7/16	1/2	9/16	5/8	11/16	3/4	13/16	7/8
0	0	1.6	3.2	4.8	6.4	7.9	9.5	11.1	12.7	14.3	15.9	17.5	19.1	20.6	22.2
1	25.4	27.0	28.6	30.2	31.8	33.3	34.9	36.5	38.1	39.7	41.3	42.9	44.5	46.0	47.6
2	50.8	52.4	54.0	55.6	57.2	58.7	60.3	61.9	63.5	65.1	66.7	68.3	69.9	71.4	73.0
3	76.2	77.8	79.4	81.0	82.6	84.1	85.7	87.3	88.9	90.5	92.1	93.7	95.3	96.8	98.4
4	101.6	103.2	104.8	106.4	108.0	109.5	111.1	112.7	114.3	115.9	117.5	119.1	120.7	122.2	123.8
5	127.0	128.6	130.2	131.8	133.4	134.9	136.4	138.1	139.7	141.3	142.9	144.5	146.1	147.6	149.2
6	152.4	154.0	155.6	157.2	158.8	160.3	161.9	163.5	165.1	166.7	168.3	169.9	171.5	173.0	174.6
7	177.8	179.4	181.0	182.6	184.2	185.7	187.3	188.9	190.5	192.1	193.7	195.3	196.9	198.4	200.0
8	203.2	204.8	206.4	208.0	209.6	211.1	212.7	214.3	215.9	217.5	219.1	220.7	222.3	223.8	225.4
9	228.6	230.2	231.8	233.4	235.0	236.5	238.1	239.7	241.3	242.9	244.5	246.1	247.7	249.2	250.8
10	254.0	255.6	257.2	258.8	260.4	261.9	263.5	265.1	266.7	268.3	269.9	271.5	273.1	274.6	276.2
11	279.4	281.0	282.6	284.2	285.8	287.3	288.9	290.5	292.1	293.7	295.3	296.9	298.5	300.0	301.6
12	304.8	306.4	308.0	309.6	311.2	312.7	314.3	315.9	317.5	319.1	320.7	322.3	323.9	325.4	327.0
13	330.2	331.8	333.4	335.0	336.6	338.1	339.7	341.3	342.9	344.5	346.1	347.7	349.3	350.8	352.4
14	355.6	357.2	358.8	360.4	362.0	363.5	365.1	366.7	368.3	369.9	371.5	373.1	374.7	376.2	377.8
15	381.0	382.6	384.2	385.8	387.4	388.9	390.5	392.1	393.7	395.3	396.9	398.5	400.1	401.6	403.2
16	406.4	408.0	409.6	411.2	412.8	414.3	415.9	417.5	419.1	420.7	422.3	423.9	425.5	427.0	428.6
17	431.8	433.4	435.0	436.6	438.2	439.7	441.3	442.9	444.5	446.1	447.7	449.3	450.9	452.4	454.0
18	457.2	458.8	460.4	462.0	463.6	465.1	466.7	468.3	469.9	471.5	473.1	474.7	476.3	477.8	479.4
19	482.6	484.2	485.8	487.4	489.0	490.5	492.1	493.7	495.3	496.9	498.5	500.1	501.7	503.2	504.8
20	508.0	509.6	511.2	512.8	514.4	515.9	517.5	519.1	520.7	522.3	523.9	525.5	527.1	528.6	530.2
21	533.4	535.0	536.6	538.2	539.8	541.3	542.9	544.5	546.1	547.7	549.3	550.9	552.5	554.0	555.6
22	558.8	560.4	562.0	563.6	565.2	566.7	568.3	569.9	571.5	573.1	574.7	576.3	577.9	579.4	581.0
23	584.2	585.8	587.4	589.0	590.6	592.1	593.7	595.3	596.9	598.5	600.1	601.7	603.3	604.8	606.4
24	609.6	611.2	612.8	614.4	616.0	617.5	619.1	620.7	622.3	623.9	625.5	627.1	628.7	630.2	631.8
25	635.0	636.6	638.2	639.8	641.4	642.9	644.5	646.1	647.7	649.3	650.9	652.5	654.1	655.6	657.2
26	660.4	662.0	663.6	665.2	666.8	668.6	669.9	671.5	673.1	674.7	676.3	677.9	679.5	681.0	682.6
27	685.8	687.4	689.0	690.6	692.2	693.7	695.3	696.9	698.5	700.1	701.7	703.3	704.9	706.4	708.0
28	711.2	712.8	714.4	716.0	717.6	719.1	720.7	722.3	723.9	725.5	727.1	728.7	730.3	731.8	733.4
29	736.6	738.2	739.8	741.4	743.0	744.5	746.1	747.7	749.3	750.9	752.5	754.1	755.7	757.2	758.8
30	762.0	763.6	765.2	766.8	768.4	769.9	771.5	773.1	774.7	776.3	777.9	779.5	781.1	782.6	784.5
31	787.4	789.0	790.6	792.2	793.8	795.3	796.9	798.5	800.1	801.7	803.3	804.9	806.5	808.0	809.6
32	812.8	814.4	816.0	817.6	819.2	820.7	822.3	823.9	825.5	827.1	828.7	830.3	831.9	833.4	835.0
33	838.2	839.8	841.4	843.0	844.6	846.1	847.7	849.3	850.9	852.5	854.1	855.7	857.3	858.8	860.4
34	863.6	865.2	866.8	868.4	870.0	871.5	873.1	874.7	876.3	877.9	879.5	881.1	882.7	884.2	885.8
35	889.0	890.6	892.2	893.8	895.4	896.9	898.5	900.1	901.7	903.3	904.9	906.5	908.1	909.6	911.2
36	914.4	916.0	917.6	919.2	920.8	922.3	923.9	925.5	927.7	928.7	930.3	931.9	933.5	935.0	936.6
37	939.8	941.4	943.0	944.6	946.2	947.7	949.3	950.7	952.5	954.1	955.7	957.3	928.7	960.4	962.0
38	965.2	966.8	968.4	970.0	971.6	973.1	974.7	976.3	977.9	979.5	981.1	982.7	984.3	985.8	987.4
39	990.6	992.2	993.8	995.4	997.0	998.5	1000.1	1001.7	1003.3	1004.9	1006.5	1008.1	1009.7	1011.2	1012.8
40	1016.0	1017.6	1019.2	1020.8	1022.4	1023.9	1025.5	1027.1	1028.7	1030.3	1031.9	1033.5	1035.1	1036.6	1038.2

PROPELLERS

SHAFTS / STERNGEARS

BRACKETS / RUDDERS

ACCESSORIES

CASTOLDI WATERJETTS

CONVERSIONS / ÉQUIVALENTS

Force

1 Newton (N) = 0.102 kgf
1 kg force (kgf) = 9.81 N

Litrage

1 imperial gallon (Br.) = 4.542 L
1 USA gallon = 3.782 L

Distance

1 inch (In) = 25.4 mm
1 foot (ft) = 30.48 cm
1 nautical mile = 1852 m
1 english mile = 1609 m

Weight

1 pound (lb) = 0.4536 kg
1 once (oz) = 28.35 g

Pressure

1 pound per square inch (PSI) = 0.0689 bar
1 mH₂O = 0.1 bar
1 bar (b) = 10MC

Power

1 horsepower (hp) = 1.014 CV
1 horsepower (hp) = 0.7457 kW

1 Horsepower (HP) = 0.736 kW

1 kilowatt (kW) = 1.36 CV

Power (W) = intensity (Amp.) x tension (Volt)

Surface

1 square inch(in²) = 6.45 cm²

1 square foot (ft²)= 0.0929 m²

Thermic

1 British Therml Unit (BTU) = 105 Joules

1 joule (J) = 0.000947 BTU

1 calory = 4.18 J

1 BTU = 252 c

1 calory (c) = 0.0039 BTU

Speed

1 knot (knt) = 1 nautical mile per hour so 1.853 km/h

1 mile per hour (MPH) = 1.6 km/h

Volume

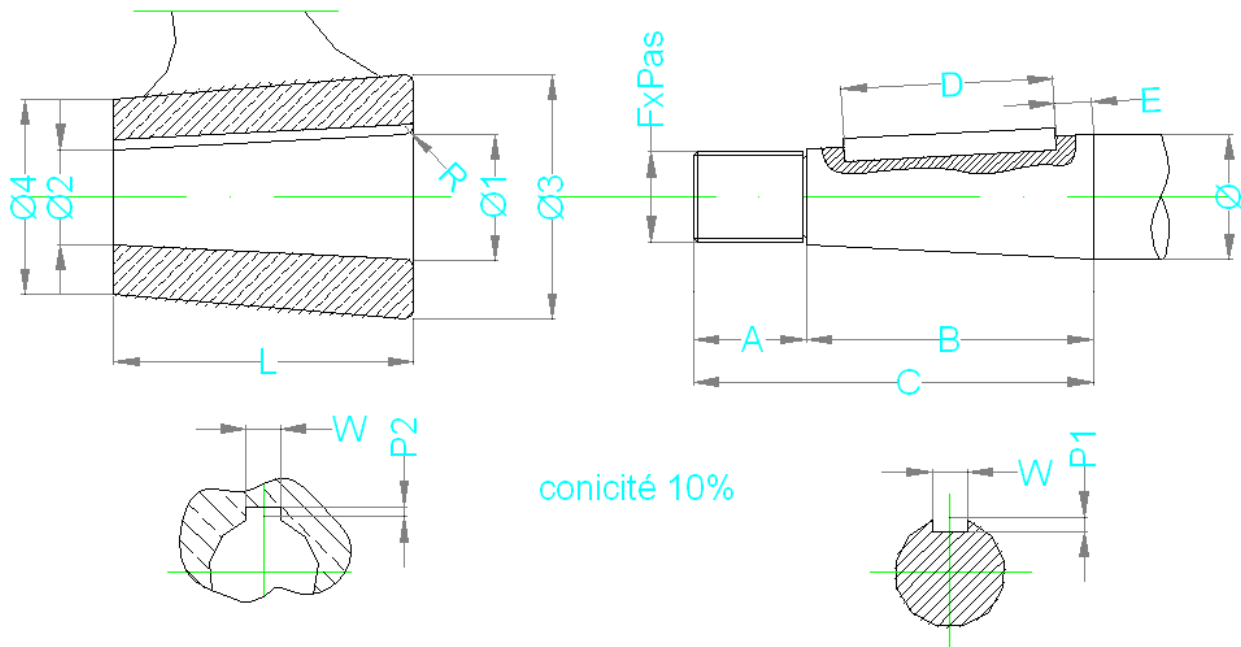
1 cubic inch = 16.387 cm³

1 cubic foot = 0.028137 m³

Gaz Thread

Current designation	Old designation	DN (Ø nominal)
1/8"	5-10	6
1/4"	8-13	8
3/8"	12-17	10
1/2"	15-21	15
3/4"	20-27	20
1"	26-34	25
1"1/4	33-42	32
1"1/2	40-49	40
2"	50-60	50
2"1/4	60-70	-
2"1/2	66-76	65
2"3/4	72-82	-
3"	80-90	80
3"1/2	90-102	90
4"	102-114	100
4"1/2	115-127	110
5"	127-140	125
6"	152-165	150

SHAFT/PROPELLERS MAUCOUR ISO TABLE



Ø	Ø1	A	B	C	D	E	Fxpas	W x P1	P2	L	Ø3	Ø4
22	22	25	45	70	25	10	16x150	6x3.6	2.9	50	39	37
25	25	25	55	80	35	10	16x150	6x3.6	2.9	60	42	37
30	30	25	75	100	55	10	20x150	8x4.2	3.5	80	52	45
35	35	35	85	120	65	10	24x200	10x5.2	3.5	90	57	50
40	40	35	95	130	75	10	24x200	12x5.2	3.5	100	64	55
45	45	40	105	145	85	10	30x200	14x5.7	4	110	75	65
50	50	45	115	160	85	15	36x300	14x5.7	4	120	84	75
55	55	45	120	165	90	15	36x300	16x6.4	4.3	130	94	80
60	60	50	130	180	100	15	42x300	18x7.2	4.6	140	105	90
65	65	50	140	190	110	15	42x300	18x7.2	4.6	150	110	95
70	70	55	150	205	120	15	48x300	20x7.7	5.1	160	115	95
75	74.5	55	165	220	130	20	48x300	20x7.7	5.1	170	125	105
80	79.5	70	175	245	140	20	56x300	22x9.2	5.6	180	135	110
85	84.5	70	185	255	150	20	56x300	22x9.2	5.6	190	NC	NC
90	89.5	80	190	270	155	20	64x300	25x9.2	5.6	200	NC	NC
95	94.5	80	200	280	160	20	64x300	25x9.2	5.6	210	NC	NC
100	99	90	215	305	180	20	72x300	28x10.2	6.6	220	NC	NC
110	109	100	235	335	195	25	80x300	28x10.2	6.6	240	NC	NC
120	119	110	255	365	215	25	90x300	32x11.2	7.6	260	NC	NC
130	129	120	275	395	230	30	100x300	32x11.2	7.6	280	NC	NC
140	139	120	295	415	250	30	100x300	36x12.3	8.7	300	NC	NC

A

Alternator	p. 133
Aluminium Volvo SX Propellers	p. 43
Anodes:	
Bowthruster Anodes	p. 113
Collar Anodes	p. 110
Flaps Anodes	p. 114
Hull Anodes	p. 115
Outboard Aluminium Anodes Kit	p. 117
Outboard Anodes	p. 118
Propellers Anodes	p. 111
Rod Anodes	p. 128
Rudder Anodes	p. 110
Shaft Anodes	p. 110
Shaft Nut Anodes	p. 111
Streamlined Shaft Anodes	p. 110
Aquadrive	p. 85

B

Bearings	p. 50
Bellows ERCCEM	p. 64
Belt (SPZ)	p. 134
Bowthruster (Electric)	p. 132
Bowthruster (Hydraulic)	p. 131
Bracket	p.105

C

Caoutchouc Type Volvo seals	p. 75
Carbon Brackets	p.107
Carbon Ring ERCCEM	p. 64
Carbon Ring ERCCEM GV	p. 67
Centaflex	p. 84
Chockfast	p. 138
Clamps	p. 137
Clamp Couplings	p. 78
Cooper Bearing MAUCOUR	p. 93
Cooper Bearing WÄRTSILÄ	p. 104
CPP	p. 16
Custom Brackets	p.106
Custom Propellers	p. 11

D

Deep Sea Seal Manecraft	p. 99
Duo Prop	p. 43

E

Electro Eliminator	p. 138
Engine Mounts Aquadrive	p. 89
Engine Mounts Isoflex	p. 90
Enviroguard	p. 95
ERCCEM	p. 60
ERCCEM GV	p. 66

F

Feathering Propellers	p. 18
Fix Pitch Propellers	p. 5

Flexible Glands	p. 69
Flexible shaft couplings	p. 80
Floodguard Seals	p. 96
Folding Propellers	p. 23

G

Glass In 'P' Bracket	p.105
Grease	p. 137
GTX Seals	p. 68

H

Hexagonal Nuts	p. 49
Hose	p. 136
Hull Tube Epoxy	p. 55
Hule tube Stainless Steel	p. 56
Hydrapoise 3.45	p. 6
Hydrapoise 3.55	p. 6
Hydraquad 4.69	p. 7
Hydraquad 4.73	p. 7
Hydrasail 2.35	p. 5
Hydraskew 3.73	p. 8
Hydraskew 4.73	p. 8
Hydraskew 4.85	p. 9
Hydrastar 3.45	p. 9
Hydrastar 4.60	p. 10
Hydrastar 5.75	p. 10
Hydraulic couplings	p. 101
Hydraulic Nuts	p. 103
Hydraulique TS Seal	p. 76
Hydrojet Castoldi	p. 139

I

Isoflex Coupling	p. 81
------------------	-------

J

V-Ring	p. 136
--------	--------

K

Kaplan Propellers	p. 11
Keys	p. 48

M

Manecraft Seals	p. 99
-----------------	-------

N

Nozzles	p. 15
---------	-------

O

Ogive Nuts	p. 48
Oil Lubricated Sterngear	p. 58
O'Ring Seals	p. 136
Outboard Propellers	p. 25

INDEX

P

Packing	p. 137
Platform 'P' Bracket	p.105
Propeller Nut Anodes	p. 48
Propeller Repairing Service	p. 12
Propeller Selection Sheets	p. 145
Puller (Propeller)	p. 14
Pulley for Alternator	p. 134

R

Rigid Glands	p. 77
RMTA Seals	p. 75
Rope Cutter	p. 14-15
Rudders	p. 108
Rudder Trunk	p. 108

S

Saildrive Propellers	p. 13
Shafts	p. 44
Stainless Steel Ring ERCCEM	p. 64
Sternguard Seals	p. 94
Sterntube Bronze	p. 56
Sterntube Epoxy	p. 55
Stud	p. 137
Sureseal	p. 70

Sureseal Spare Seal Carrier	p. 74
-----------------------------	-------

T

Tapered Couplings	p. 79
Thrust bearings MAUCOUR	p. 93
Thrust bearings Wärtsilä	p. 104
Thrust rings	p. 135
Tie Rod	p. 108
Tiller Arm	p. 108

V

Varifold	p. 23
Variprofile	p. 21
Variprop	p. 18
Vibraless	p. 80
V-Ring Seals	p. 136

W

Walker M1/D6 Seals	p. 135
Washer for Couplings	p. 49
Wärtsilä	p. 94
Waterjet Castoldi	p. 139
Water Lubricated Stern gear	p. 57

TERMS & CONDITIONS

1 - Transport of goods

Our prices are Ex Works. The goods and packaging are always transported at the risk of the buyer regardless of the mode of transport. It belongs to our clients to pursue their claims against carriers for damage caused to the goods.

2 - Delivery Time

We always strive to deliver orders on time. However, it is impossible under the present circumstances to give a formal guarantee to our clients about it.

3 - Orders

3.1 An order will be deemed accepted by us only when we confirmed it with an order acknowledgment.

3.2 The customer will be responsible for defining terms and names of his order, and shall provide all elements and information needed to develop it in sufficient time to allow the company to carry out this order on time.

3.3 The quantity, quality and description of each element constituting the order will be those established on the quotation (accepted by the client) or when ordering (accepted by the customer).

3.4 When the order will be manufactured in any manner whatsoever, the customer must ensure that it does not violate any law or regulation regarding patents pending, copyrights, protection of industrial property, or other reserves of use, by not complying with these terms the customer will be obliged to indemnify the company if it was on notice to pay damages, due to this fact.

3.5 No order accepted by the company could be canceled without the written consent of this last one, this does not deprive any society to claim in compensation amounts resulting loss of labor, materials, and any damage other costs arising.

3.6 Order accepted by the customer can not be canceled without the written consent of the latter, this does not deprive any company to claim as compensation for losses resulting amounts of labor, materials, and damage any other expenses arising therefrom.

4 - The water flow is a parameter which evolves according to the hull shapes and arrangement of the propeller in its environment. All this can lead to vibration type sound (the propeller «singing»). Despite the care taken to achieve our propellers, we cannot sometimes solve problems that are quite inherent of the hull, not the propeller itself.

As a consequence, we disclaim any responsibility for these problems, as well as technical and financial consequences that might result.

5 - Faults and Latent Defects

Faults, latent defects that would be observed after the shipment may require us only the replacement of the goods complained of contradictory or missing after verification, without any compensation of any sort and if a claim is made in 10 days after receipt of goods.

6 - Payment

Goods are deemed payable at Saint-Herblain. Our bills or acceptance by us of another form of payment do not constitute novation or waiver of this clause.

In case of delay in the return effects and other means of payment agreed upon, or non-compliance with the terms of payment, the seller reserves the right to cancel or delay orders.

Failure to pay at the settlement date of any part makes the payment immediately payable, without deduction, of all invoices not received when due, unless common agreement by mutual consent and confirmed by a letter sent by the seller. This result for the following reasons the possibility of requiring a cash payment in advance and no discount on proforma. If the buyer does not fulfill its obligation to pay at the settlement date, default interest calculated at a rate equal to three times the legal interest rate, counted from the first day of delay is due to right in the absence of regulations on receipt of a letter of formal demand. In addition, any late payment will automatically result, at the expense of the buyer, a lump sum covering 15% of the outstanding amount applied as a penalty clause (Article 1226 Civil Code).

In case of continuing the business after a bankruptcy filing, deliveries will be made upon receipt of a cash payment in advance and without discount on proforma invoice.

7 - Method of payment

Orders below 150€ are payable cash without any discount possible. Our payment terms are 30 days end-month net by bank transfer. Any order sent by a client who does not have an account will be shipped against payment. Please call for a request to open an account to avoid payment at order.

8 - Acquisition of goods

No return of equipment will be accepted without our prior agreement. If agreed, items must be returned freight prepaid, undamaged, complete in original packaging with instructions. In any case, a credit note couldn't exceed 95% of the original value. Any return postage due will be rejected without review.

9 - Dispute

In case of difficulties for the execution or in connection with our agreement, all disputes regardless of the subject will be the exclusive jurisdiction of the court of Nantes, even if otherwise stated on the letters, invoices or purchase orders of our customers. In case of death, bankruptcy, insolvency or modifications in the company, or non-payment due, we reserve the right, without notice, to cancel the order or to suspend deliveries and to require guarantees.

10 - Property reserve

If payment is not made in full before delivery, the sale is subject to a condition subsequent for non-payment term agreed. For non-payment or if the sale is made with a payment on time, failure to pay a single installment, the seller can simply and without the need of a formal notice, took back equipment and accessories, the sale is canceled automatically.

It is agreed that the seller will retain as damages any amounts to pay by the buyer. If the equipment sold was damaged in a while he remained in the custody of the buyer, it would suffer the consequences. The transfer of risks being borne by the buyer upon delivery.

11 - Catalogue/Price modification

We reserve the right to change at any time this catalog (technical descriptions, photographs ...) and price without notice. These documents do not constitute a contractual commitment on our part. Any order implies acceptance of these terms and conditions. Our clients are considered tacitly agree to our terms and conditions, unless objections made by them in writing within eight days from the date of its first communication.

CASTOLDI WATERJETTS
 ACCESSORIES
 BRACKETS / RUDDERS
 SHAFTS / STERNGEARS
 PROPELLERS

Specialist in the manufacture of marine propellers and sterngears, MAUCOUR, located in Saint-Herblain, on the outskirts of Nantes, equips professional and recreational vessels.

The company's philosophy is to provide to the customer excellent service in terms of product quality, delivery time and pricing.



MAUCOUR - FRANCE
Hélices & lignes d'arbres

5, RUE DE LA DUTÉE
CP 1202 - 44806 SAINT-HERBLAIN CEDEX

PHONE +33 (0)2 40 92 16 36

FAX : +33 (0)2 40 92 02 89

info@maucour.fr

www.maucour.fr